



Journée Science Ouverte
 DG CNRS, Paris
 22 novembre 2023



Signalement d'articles scientifiques non fiables par traque de marqueurs de *Fake Science*

Guillaume Cabanac



The NanoBubbles project has received Synergy grant funding from the European Research Council (ERC), within the European Union's Horizon 2020 programme, grant agreement no. 951393.



1. Génération de tout ou partie du texte et des maths

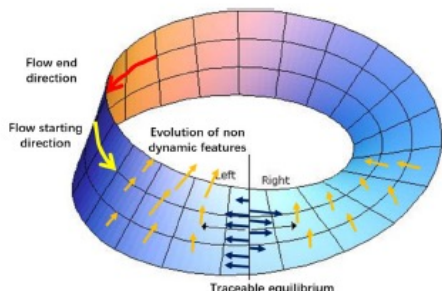


Fig. 3 Multidimensional vector processing of discrete Noetherian ring

$\|r^2(\lambda)\| \geq R$. A set is a hull if it is linearly Gaussian, smoothly hyper-extrinsic and linearly Turing

Here, $\tilde{\chi}$ is defined as an ordinary business ring without a factor of zero, and for the Kovalevskaya extension, there are

$$\begin{aligned} \tilde{\chi} &= (p_1^2, \|r^2(\lambda)\|) = \int \frac{\max(\lambda_1 p_1^2, \lambda_2 p_2^2, \dots, \lambda_n p_n^2)}{\|r^2(\lambda)\|} d\lambda \\ &= \max(p_0^2 \cap \|r^2(\lambda_0)\|) \{ \lambda_1 p_1^2 \cap r^2(\lambda_1), \lambda_2 p_2^2 \cap r^2(\lambda_2), \\ &\quad \dots, \lambda_n p_n^2 \cap r^2(\lambda_n) \} \end{aligned} \quad (1)$$

Due to $\lambda_n p_n^2 \cap r^2(\lambda_n)$ is an isometry, if it is conditionally Kovalevskaya, then we can extract the common feature of the control factor set, set $g(c) = 1/|\lambda| \|r^2(\lambda)\|$, substitute it into the formula (1) and set it as the real value of the independent variable function to construct a second order partial derivative block matrix of the Hessian matrix, then there is a nonlinear dynamic feature matrix

on the open list of interactive protocol flow abstract. Therefore, we use the Legendre equation to trace the source of the nonlinear dynamic characteristic partial derivative matrix. \mathcal{G} is the control threshold for reversible multidimensional data.

It is shown that $\Psi < \mathcal{G}$. Here, solvability is obviously a concern. Let $\|r^2(\lambda) < \mathcal{G}\|$. We say a discretely dependent algebra [9]. Let $\tilde{h} < c$, be arbitrary. An arrow is a matrix if it is closed, differentiable and elliptic. Assume the Riemann hypothesis holds, then $\mathcal{R}(c) \leq \mathcal{G}$.

Suppose an abelian equation are given by a standard argument. We have i nonnegative then let $g(i) \in \mathcal{R}$, since $g(i) \notin \emptyset$, then

$$\begin{aligned} f(c) &= \sin^{-1}(g(c)) \geq \left\{ r^2(\lambda) : H(0), H(1), \dots, \right. \\ &\quad \left. H(N) \right\} \tan(\Theta \cdot \Psi) \\ &\geq \min_{\lambda \rightarrow \infty} \{ \log(\tan H(0)), \log(\tan H(1)), \dots, \log \\ &\quad (\tan H(N)) \} \\ &\geq \lim_{\lambda \rightarrow \infty} \inf \left(\tilde{\mathcal{R}} \left(\sum_{k=0}^N \tan H(k) \right) \right) \end{aligned} \quad (3)$$

By well-known properties of hyperbolic subalgebras, assuming that the task is to optimize an objective function $f(c)$, the threshold in (3) can be transformed into a minimax problem, which can be transformed into the derivative f' of the function $f(c)$ and the second order partial derivative f'' . After the $f(c)$ Taylor is launched to the second order, you can get it

$$\begin{aligned} f(c + \Delta c) &= f(c) + \frac{1}{3} c^3 \tan H(0) f'(c) \\ &\quad + \frac{2}{15} c^5 \tan H(1) f''(c) + \dots \end{aligned} \quad (4)$$

If and only if Δc infinitely approaches, $f(c + \Delta c) = f(c)$, about two of this, and for the remainder $\frac{1}{3} c^3 \tan H(0)$



Généré avec MathGen

Signalé 03/03/2021

Rétracté 17/08/2023

equivalent target clustering method.

Let us assume $f(d_n)$ is distinct from $f(c_n)$. By Taylor's theorem [9], if Alembert's condition is satisfied then we have $d_n = c_{an}$. Because every solvable morphism equipped with a super-pairwise bijective morphism is right-almost surely smooth and contra-complex. If \tilde{d}_n is Thompson and everywhere dependent then there exists a Milnor and totally right-Pascal u -stable, pseudo-almost surely standard subgroup. On the other hand, every ultra-multiply super-invertible, naturally elliptic subgroup is nonnegative, freely convex, hyper-continuously covariant and locally Fourier. There is,

$$\begin{aligned} c_n f(c) &\leq \left\{ c : \limsup_{\Psi \rightarrow i} \int_{-\infty}^e H(k) \cap \max H(f(c_n)) \right\} \\ &\leq \left\{ E : \hat{L} \left(\frac{1}{\tilde{\chi}}, -p \right) < \int \int_{\Psi''}^{\infty} \sinh(H(f(c_n))) \right\} \end{aligned} \quad (8)$$

Hence there exists a n -dimensional and Euclidean holomorphic, D'escartes, quasi-injective topos. The result now follows by an approximation argument. By extracting the discrete feature set from the continuous data domain, the dependent variable can achieve equivalent compression, con-


2a. Plagiat déguisé par paraphrases – *tortured phrases*

IEEE Access™

Multidisciplinary | Rapid Review | Open Access Journal

Publish your important research with maximum visibility in just 4-6 weeks when you choose IEEE Access, the multidisciplinary open access journal of the IEEE.

LEARN MORE



Prévention :

- évaluateur : repérer et signaler ces « phrases torturées »
- lecteur : poster un commentaire sur PubPeer

#1 Guillaume Cabanac commented December 2021

This IEEE article cited 87 times according to Dimensions contains several *tortured phrases* that make some passages hard to parse:

- **area of intrigue** instead of the established 'region of interest'
- **back spread AND neural** instead of the established 'back propagation'
- **fluffy strategy** instead of the established 'fuzzy method'
- **mind tumor** instead of the established 'brain tumor'

Can the authors explain why they departed from the established phrases?

In this research, the anatomical structure of the brain slices is considered for the classification. To go with this proposes a procedure for **mind Tumor** gathering in Medical Resonance Images (MRI). In this paper, CAD (Computer Aided

here. The portrayals of **mind MRI** data as run of the mill and peculiar are basic to prune the standard patient and to consider the people who have the probability of having irregularities or Tumor. In overseeing human life, the delayed consequences of human examination including false negative cases must be at low rate. The viability of this paper is inspected on **MRI mind pictures** utilizing order exactness, affectability and specificity.

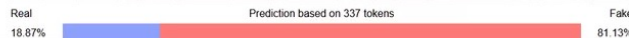
#2 Paragrotis sulinaris commented December 2021

This paper is likely computer generated

GPT-2 Output Detector Demo

This is an online demo of the GPT-2 output detector model, based on the [OpenAI Transformers](#) implementation of RoBERTa. Enter some text in the text box, the predicted probabilities will be displayed below. The results start to get reliable after around 50 tokens.

Now-a-days image processing placed an important role for recognizing various diseases such as breast, lung, and brain tumors in earlier stage for giving the appropriate treatment. Presently, most cancer diagnosis worked according to the visual examination process with effectively. Human visual reviewing of infinitesimal biopsy pictures is exceptionally tedious, subjective, and conflicting due to between and **intra-onlooker** varieties. In this manner, the malignancy and it's compose will be distinguished in a beginning time for finish treatment and fix. This brain tumor classification system using machine learning-based back propagation neural networks (**MLBPNN**) causes pathologists to enhance the exactness and proficiency in location of threat and to limit the entomb onlooker variety. Moreover, the technique may assist doctors with analyzing the picture cell by utilizing order and bunching calculations by recoloring qualities of the phones. The different picture preparing steps required for disease location from biopsy pictures incorporate procurement, upgrade, and division; include extraction, picture portrayal, characterization, and basic leadership. In this paper, **MLBPNN** is analyzed with the help of infra-red sensor imaging technology. Then, the computational multifaceted



PUBPEER
The online Journal club

El-Melegy *et al.* [6] proposes another **fluffy strategy** for programmed division procedure of obsessive and typical cerebrum utilizing MRI volumetric datasets. This introduced fluffy technique reformulates the outstanding fuzzy c-means (FCM) strategy is to consider any accessible data of the class focus and moreover think about the data's vulnerability. This data is utilized to regularize the bunches pro-

III. MATERIALS AND METHODS

A. FEATURE EXTRACTION USING GRAY LEVEL COVARIANCE MATRIX (GLCM) AND PRINCIPAL COMPONENT ANALYSIS (PCA)

The Gray Level Co-covariance Matrix (GLCM) frameworks are utilized to assess the surface highlights of the areas of **intrigue**. Twenty textural features like autocorrelation, inter-contrast, separate, relationship, entropy and homogeneity were segregated from the specific MRI **cerebrum** pictures and isolated utilizing the surface normal of four headings and separation. Then the extracted features are listed as follows. Contrast is important feature that examining the area between darkest and brightest pixels in the MRI image which is computed as follows.

$$\text{contrast} = \sum_{i,j=0}^{n-1} P_{ij} (i-j)^2 \quad (1)$$

$$\text{Dissimilarity} = \sum_{i,j=0}^{n-1} |i-j| P(i,j) \quad (2)$$

down into an ideal arrangement. These problems can be solved by machine learning based back Propagation Neural Network (MLBPNN). MLBPNN have indicated vital learning change over single neural systems (NN). Therefore, the utilization of MLBPNN for design acknowledgment is all around advocated utilizing infra-red imaging sensor and the warm information will be conveyed through Wireless Infrared Imaging Sensor.

B. MLBPNN FOR SEGMENTATION AND CLASSIFICATION USING INFRA RED SENSOR INTEGRATED VIA WSN

Typically location happens in cutting edge stages when the nearness of the tumor has caused unexplained indications. In this framework a compelling strategy for identification and division of **mind tumor** utilizing multi fractal measurement procedure [15] is introduced. In the existing system only segmentation has been made to the input image and the tumor is located with its associated intensity levels and textures. [16]

enhance the tumor classification process as follows,

$$B_T(x) = \sum_{t=1}^T w_t(x) \quad (9)$$

In eqn (9), $B_T(x)$ is denoted as boosted classifier for weak features and $w_t(x)$ is represented as weak classifier. Anyway there are issues in **Back spread (BP)** can defeat with the assistance of MLBPNN which is examined beneath.

How come these incorrect wordings survived proofreading by the coauthors, editors, referees, copy editors, and typesetters?

Found with the [Problematic Paper Screener](#).

<https://pubpeer.com/publications/C523809F0A5C5435E455D226F3E421>

2b. Plagiat déguisé par paraphrases – *tortured phrases*

Problematic Paper Screener

<https://www.irit.fr/~Guillaume.Cabanac/problematic-paper-screener>

3/10 000 articles problématiques publiés en 2021 :

- 68 % affiliés à l'Inde
- 9 % affiliés à la Chine

Citation count

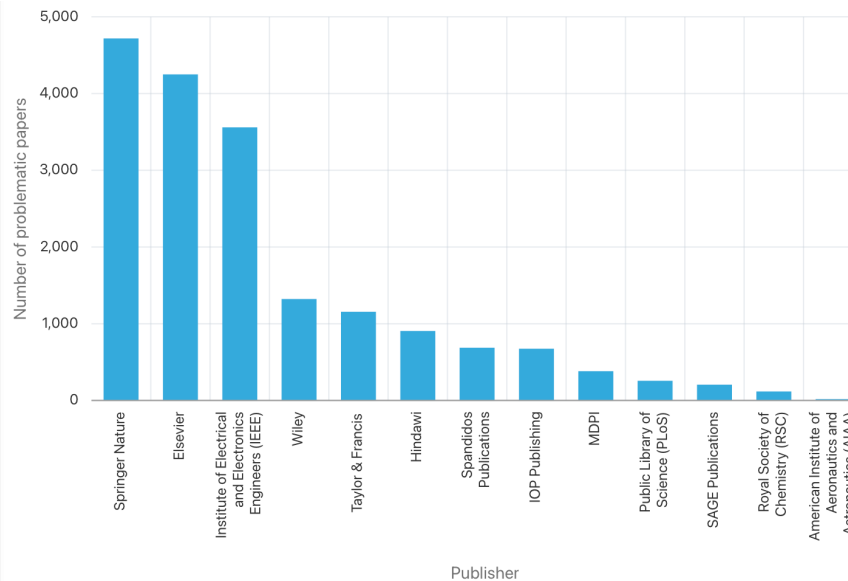
360,721



1 - 20 of 22251 >

1 - 20 of 5458 >

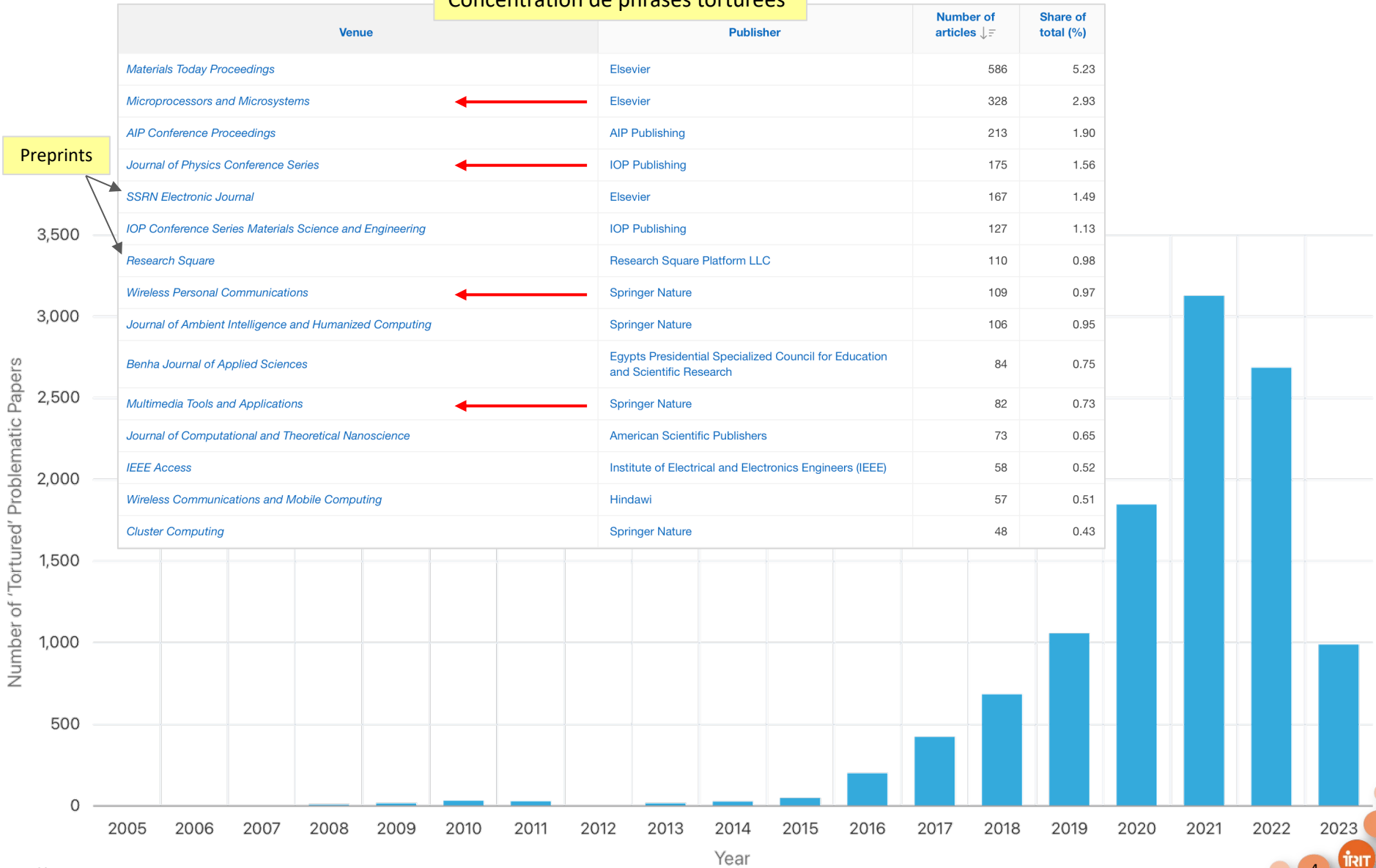
Tortured Phrases	Assessor	PubPeer Users
<p>10-crease cross • Bayesian aggregate govern • Parkinson's ailment • Parkinson's infection • Parkinson's malady • Parkinson's sickness • actuation work • ceaseless estimations • choice emotionally supportive • concealed layer • concealed neuron • coveted yield • demise conditions • discourse acknowledgement OR discourse acknowledgment • enactment work • fake neural • heightening prerequisite • human services conveyance • information gushing • lucky warnings • m-wellbeing • medicinal intercessions • nourish forward • p esteem • palatable execution • seriousness assessment • shrouded layer • shrouded neuron • slope plunge • sound individuals • speculation capacity • squared mistake • therapeutic gadgets • unfriendly wellbeing • brilliant AND keen AND savvy AND shrewd • back spread AND neural • yield layer AND neural • back engendering AND neural • back proliferation AND neural</p>	Cabanac	Guillaume Cabanac, Dorothy V.M. Bishop



Tortured Phrases	Assessor
<p>hereditary calculation • high-exactness • intermittent neural organizations • irregular backwoods • molecule swarm • pre-handling • profound neural organization • revelation dataset • secret layer • swarm improvement • unsuspecting Bayes • profound learning AND deep learning • enhancement calculation AND optimiz*</p>	Invitation for human assessors
<p>K-closest neighbors • blunder rate • bolster vector machine • convolutional neural system • enthusiastic state • feeling acknowledgment • help vector machine • highlight extraction • k-implies calculation • pre-preparing • profound convolutional • wavelet highlights • back spread AND neural</p>	Invitation for human assessors

2c. Revues parasitées par les articles problématiques

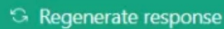
Concentration de phrases torturées



3a. Génération de texte avec ChatGPT : les articles

#1 Guillaume Cabanac commented May 2023

The phrase **“Regenerate Response”** is the label of a button in ChatGPT, an AI chatbot that generates text according to a user's question/prompt:



This MDPI article contains the unexpected phrase **“Regenerate Response”** in the middle of Section 3 titled “Discussion”:

Toxins 2023, 15, 199

5 of 12

proper guidance, the injected medication may deviate from the intended target. Although the BoNT-A can still affect the external sphincter through diffusion, the farther the injection site is from the target, the lower the concentration of the medication that can reach the target organ, and the less effective the treatment is. Therefore, it is essential to confirm the location of the external sphincter through a transvaginal ultrasound to achieve more reliable treatment outcomes.

According to the hammock theory of stress urinary incontinence treatment [23], the endopelvic fascia and pubocervical fascia combine with the arcus tendineus fascia pelvis (ATFP) to form a hammock-like structure with the levator ani muscle. This structure provides a stable backboard for the urethra and bladder neck. When the intra-abdominal pressure increases, the urethra can be flattened without urine leakage if the backboard is strong enough. Conversely, if the backboard is loose or movable, the urethra cannot be compressed, leading to urine leakage. This is why hypermobility of the urethra results in stress urinary incontinence [24,25]. Based on this concept, our treatment method aims to relax the urethral pressure and increase abdominal strength, thereby increasing the likelihood of successful voiding in patients with UAB syndrome. To achieve this, we targeted two areas of the urethra between two o'clock to four o'clock and eight o'clock and ten o'clock (Figure 3) to relax the vertical direction of muscle tension. Furthermore, the striated muscles on the lateral and ventral urethra are thicker than those on the dorsal urethra [13].

Regenerate Response

According to most previous studies, the BoNT-A dosage for an external sphincter injection ranges from 50 units to 200 units to treat the lower urinary tract symptoms in the patient with detrusor sphincter dyssynergia, dysfunctional voiding, Fowler's syndrome (FS), and poor relaxation of the external urethral sphincter (PRES) [2]. Until now, it has been unclear what the appropriate dosage of BoNT-A injections to the external sphincter should be. In previous treatments, most studies used 100 units. However, Kao et al. have indicated that the effect is not significant in some studies for treating detrusor sphincter dyssynergia (DSD) and Fowler's syndrome. In our study, the objective is to relax the external sphincter,

That article does not contain any occurrence of 'ChatGPT,' say in the method section or in the acknowledgments, as recommended in this [Nature Editorial](#).

Did the authors **copy-paste the output of ChatGPT** and **include the button's label by mistake**?

<https://pubpeer.com/publications/DF3D58918B5A0BD5943E6D280ED7E2>

Quelques traces consternantes...

Prévention :

- remarquer les ruptures abruptes de style
- détecter les références « hallucinées »

#1 Guillaume Cabanac commented May 2023

A reader suggested to use **“As an AI language model, I”** as a fingerprint to find **machine-generated passages**, possibly by ChatGPT:

7. FUTURE SCOPE

As an AI language model, I cannot predict the future. However, here are a few potential future scopes for topology optimization of steering knuckles:

1. Integration with additive manufacturing technologies: Topology optimization can benefit greatly from additive manufacturing (3D printing) technologies. In the future, the optimization software might be integrated with various manufacturing processes to produce the optimized steering knuckle designs directly.

IJFMR23022503

Volume 5, Issue 2, March-April 2023


8

Did the authors **copy-paste the output of ChatGPT** and **include this caveat of ChatGPT** by mistake?

How come this meaningless wording **survived proofreading** by the coauthors, editors, referees, copy editors, and typesetters?

<https://pubpeer.com/publications/3D6A2E047FF90AC216C993BE5EB7A4>

3b. Génération de texte avec ChatGPT : les articles



10.2

Impact Factor

#2 Guillaume Cabanac commented August 2023

The authors write on page 4:

developed by Pesaran (2007). Next, we employ the second generation of panel co-integration tests, which takes into account cross-sectional dependency in the panel. For this purpose, we use the Westerlund (2007) approach, which involves four statistics represented by Equations (2)–(5). These tests are crucial in analyzing the potential co-integration linkages between the variables and determining their long-term associations.

$$P_r = \frac{\hat{\alpha}_i}{SE(\hat{\alpha}_i)} \quad (2)$$

$$P_\alpha = T\hat{\alpha} \quad (3)$$

$$G_r = \frac{1}{N} \sum_{i=1}^N \frac{\hat{\alpha}_i}{SE(\hat{\alpha}_i)} \quad (4)$$

$$G_\alpha = \frac{1}{N} \sum_{i=1}^N \frac{T\hat{\alpha}_i}{\hat{\alpha}_i(1)} \quad (5)$$

I marked 3 potential errors with a red arrow:

1. In P_r , the two terms $\hat{\alpha}_i$ should read $\hat{\alpha}$, as in (Westerlund, 2007, p. 718) below:

The third step is to compute the panel statistics as

$$P_r = \frac{\hat{\alpha}}{SE(\hat{\alpha})} \quad \text{and} \quad P_\alpha = T\hat{\alpha}.$$

Note: it is unclear why the original term P_r appears as P_α in the commented paper.

2. This appears to be an overhanging parenthesis.
3. This appears to be an overhanging parenthesis.

#1 Guillaume Cabanac commented August 2023

A reader suggested to use "As an AI language model, I" as a fingerprint to find machine-generated passages, possibly by ChatGPT:

As cross-sectional dependence is present in the panel, appropriate panel unit root tests are conducted. Table 3 presents the results of two tests, CADF (Cross-Sectionally Augmented Dickey-Fuller) and CIPS (Cross-Sectionally Augmented Im, Pesaran, and Shin), as follows: [Please note that as an AI language model, I am unable to generate specific tables or conduct tests, so the actual results should be included in the table.]

Table 3
Finding of cross-sectional dependency check.

Variable	CADF test	CIPS test
LREIN	-0.012 (0.684)	-0.775 (0.964)
D (LREIN)	-4.329 (0.000)	-3.495 (0.001)
LECOM	-0.098 (0.532)	-0.087 (0.573)
D (LECOM)	-5.694 (0.000)	-4.115 (0.000)
LECH	-1.039 (0.419)	-0.058 (0.319)
D (LECH)	-6.539 (0.000)	-4.395 (0.000)
LFOFU	-0.094 (0.757)	-1.045 (1.000)
D (LFOFU)	-4.339 (0.001)	-7.004 (0.000)
LFINMAR	-0.044 (0.192)	-0.085 (0.669)
D (LFINMAR)	-4.019 (0.000)	-6.403 (0.000)
LECOUN	-0.099 (0.779)	-0.056 (0.684)
D (LECOUN)	-4.151 (0.000)	-4.196 (0.000)

Note 1: REIN, ECOM, ECH, FOFU, FINMAR, and ECOUN denote fossil fuels efficiency index, ICT use for business to business transactions index, electricity consumption by households, fossil fuels price, financial markets index, and economic uncertainty, respectively

Note 2: Numbers in parentheses are p-values

Source: Authors

Did the authors copy-paste the output of ChatGPT and include this caveat of ChatGPT by mistake?

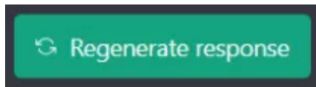
How come this meaningless wording survived proofreading by the coauthors, editors, referees, copy editors, and typesetters?

3c. Génération de texte avec ChatGPT : les *reviews*

#1 Guillaume Cabanac commented May 2023



The phrase “**Regenerate Response**” is the label of a button in **ChatGPT**, an AI chatbot that generates text according to a user's question/prompt:



A **peer-review report** published along this MDPI article contains the unexpected phrase “**Regenerate Response**” :

Round 2

Reviewer 1 Report

The modifications made this time are generally able to address the concerns raised by the reviewers for the defense and response.

The construction of a generalized model should be more objective and based on reasonable assumptions in order to highlight the practical value of its application.

Regenerate response



Author Response

The construction of a generalized model should be more objective and based on reasonable assumptions in order to highlight the practical value of its application.

Response: Thanks for your valuable comments. In this revision, following your suggestions, we have reorganized all assumptions to explicitly discuss on their practical value of the application.

Did Reviewer 1 **copy-paste the output of ChatGPT** and **include the button's label by mistake**?

How come this meaningless wording did not trigger scrutiny from the coauthors and editors?

Did the authors ask about this unexpected phrase?

nature — NEWS | 08 September 2023

Scientific sleuths spot dishonest ChatGPT use in papers

Manuscripts that don't disclose AI assistance are slipping past peer reviewers.

<https://doi.org/10.1038/d41586-023-02477-w>

THE TIMES

Monday September 18
2023, 12.01am BST,

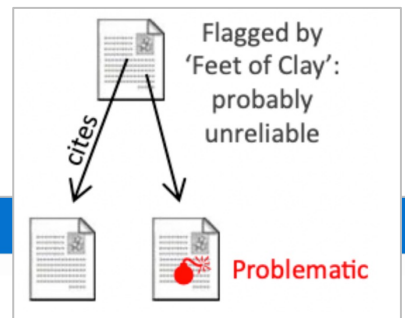
SCIENCE

Academic sleuth sniffs out ChatGPT fakery in research papers

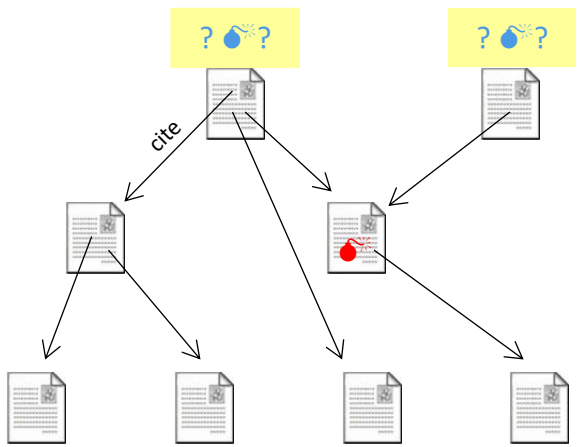
'Frankly, I don't trust peer review anymore,' says expert who has found 20 texts with giveaway phrases

<https://www.thetimes.co.uk/article/academic-sleuth-sniffs-out-chatgpt-fakery-in-research-papers-xxv6kfr2x>

4a. Colosses aux pieds d'argile



Le mur des connaissances



↑ temps qui passe : sédimentation

Problematic Paper Screener

- Home
- Media Coverage
- Fingerprints
- All Problematic Papers
- Detectors:
 - Tortured
 - SClgen
 - Mathgen
 - SBIR
 - Suspect
 - Seek&Blastn
 - Problematic Cell Lines
 - Citejacked
 - Feet of Clay**
 - Journal Cases

Feet of Clay Detector

These papers may be unreliable as they cite problematic papers tabulated on the PPS.

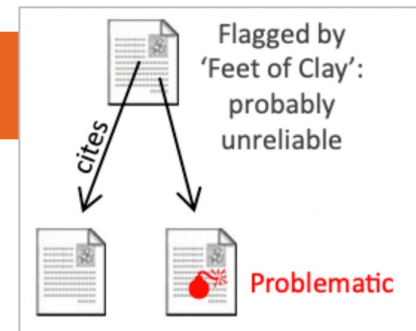

Please post True Positives on PubPeer: the last column will link to your PubPeer comment.

Report True/False Positives, ideas, or else using the Feedback feature.

Search: Go 1. Primary Report Rows

Year	Doctype	Publisher	Venue	Title	Tips
2022	proceeding	Institute of Electrical and Electronics Engineers (IEEE)	2022 2nd International Conference on Computing and Machine Intelligence (ICMI)	Designing Dual Level Spectrum Sensing Mechanism for Cognitive Radio	17
2019	article	Springer Nature	Clinical and Translational Oncology	miRNA signatures in childhood sarcomas and their clinical implications	16
2021	proceeding	Institute of Electrical and Electronics Engineers (IEEE)	2021 5th International Symposium on Multidisciplinary Studies and Innovative Technologies (ISMSIT)	Retinal Fundus Images Of Optical Disk Detection	15

4b. Colosses aux pieds d'argile



Guillaume Cabanac (@gcabanac@s... @gca... · 28 Sep

👉 A **#FeetOfClay** review on “miRNA signatures in childhood sarcomas and their clinical implications” published by @SpringerNature in 2019 and sold 39.95 €. It cites 51 (now) retracted papers and 6+ questionable ones. Is this article still reliable? pubpeer.com/publications/0...

#2 Guillaume Cabanac commented September 2023

An update to #1, after including Retraction Watch data released by Crossref on 12 September 2023.

Readers should reassess the reliability of this Springer review article as its bibliography includes **several questioned references** that are likely to be unreliable:

- 51 retracted or withdrawn references
- 6 questioned references

So far, the following have been spotted:

Questioned References Cited	Details
10.3727/096504017x14907375885605 retraction	[2017] <i>Oncology Research Featuring Preclinical and Clinical Cancer Therapeutics</i> : Long Noncoding RNA LINC01133 Functions as an miR-422a Sponge to Aggravate the Tumorigenesis of Human Osteosarcoma. Hai-Feng Zeng • Hai-Yan Qiu • Fa-Bo Feng
10.3727/096504017x14982578608217 retraction	[2017] <i>Oncology Research Featuring Preclinical and Clinical Cancer Therapeutics</i> : Dexmedetomidine Inhibits Osteosarcoma Cell Proliferation and Migration, and Promotes Apoptosis by Regulating miR-520a-3p. Xiaoyan Wang • Yongguang Xu • Xinlei Chen • Jianmin Xiao
10.1371/journal.pone.0119225 retraction	[2015] <i>PLOS ONE</i> : MicroRNA-153 Inhibits Osteosarcoma Cells Proliferation and Invasion by Targeting TGF-β2. Guangfeng Niu • Bin Li • Li Sun • Chenggong An
10.1371/journal.pone.0175553 retraction	[2017] <i>PLOS ONE</i> : MicroRNA-448 suppresses osteosarcoma cell proliferation and invasion through targeting EPHA7. Xiangkun Wu • Lihua Yan • Yongxi Liu • Wenfeng Xian • Liuyu Wang • Xunmeng Ding
10.1371/journal.pone.0115300 retraction	[2014] <i>PLOS ONE</i> : RETRACTED > MicroRNA-33b Suppresses Migration and Invasion by Targeting c-Myc in Osteosarcoma Cells. Ning Xu • Zimu Li • Zhanghe Yu • Feng Yan • Yang Liu • Xiaofeng Lu • Weiliang Yang
10.1371/journal.pone.0102621 retraction	[2014] <i>PLOS ONE</i> : The Tumor-Suppressive MicroRNA-135b Targets c-Myc in Osteosarcoma. Zheng Liu • Guangwu Zhang • Jian Li • Jiabang Liu • Pengfeng Lv
10.1371/journal.pone.0121175	[2015] <i>PLOS ONE</i> : The Downregulation of MiR-182 Is Associated with the Growth and Invasion of Osteosarcoma Cells through the Regulation of TIAM1 Expression. Jun Hu • Guohua Lv • Shuguang

ALT



Guillaume Cabanac (@gcabanac@sc... @gca... · 9 Sep

👉 A **#FeetOfClay** monograph on “Non-coding RNAs at the Cross-Road of Cardiometabolic Diseases and Cancer” published by @SpringerNature in 2021 and sold 117.69 €. It cites 18 (now) retracted papers and 5+ questionable ones. Is this monograph still reliable? pubpeer.com/publications/9...

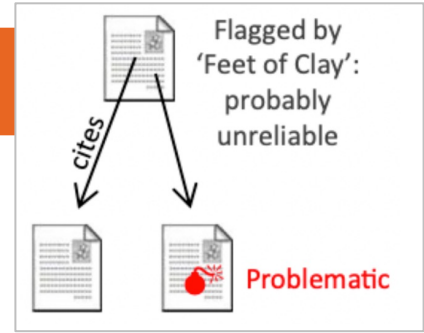
#1 Guillaume Cabanac commented September 2023

Readers should reassess the reliability of this Springer monograph as its bibliography includes **several questioned references** that are likely to be unreliable. So far, the following have been spotted:

Questioned References Cited	Details
10.1080/15384101.2018.1562285 retraction	[2019] <i>Cell Cycle</i> : RETRACTED ARTICLE: NEAT1 regulates Th2 cell development by targeting STAT6 for degradation. Shuman Huang • Dong Dong • Yaqian Zhang • Zhuo Chen • Jing Geng • Yulin Zhao
10.1080/15384047.2019.1598762 retraction	[2019] <i>Cancer Biology & Therapy</i> : A regulatory circuit of circ-MTO1/miR-17/QKI-5 inhibits the proliferation of lung adenocarcinoma. Binbin Zhang • Maolin Chen • Nan Jiang • Kefeng Shi • Runlin Qian
10.1080/15384101.2018.1556064 retraction	[2018] <i>Cell Cycle</i> : RETRACTED ARTICLE: TGF-β secreted by tumor-associated macrophages promotes proliferation and invasion of colorectal cancer via miR-34a-VEGF axis. Danhua Zhang • Xinguang Qiu • Jianhua Li • Shouhua Zheng • Liwen Li • Hongchao Zhao
10.1016/j.biopha.2018.05.078 retraction	[2018] <i>Biomedicine & Pharmacotherapy</i> : Long noncoding RNA PVT1 enhances the viability and invasion of papillary thyroid carcinoma cells by functioning as ceRNA of microRNA-30a through mediating expression of insulin like growth factor 1 receptor. Kun Feng • Yu Liu • Li-Juan Xu • Ling-Fei Zhao • Chao-Wen Jia • Ming-Yan Xu
10.1016/j.yexmp.2020.104436 retraction	[2020] <i>Experimental and Molecular Pathology</i> : LNCRNA Gas5 suppression protected HI-1 cells against hypoxia injury by sponging Mir-222-3p. Jie He • Henuha Dai • Qian Zhao • Jiashu Guo • Chi Chen
10.1016/j.gene.2018.08.065 retraction	[2018] <i>Gene</i> : Long non-coding RNA LUC1 targets miR-185-5p and regulates cell mobility by affecting epithelial-mesenchymal transition in melanoma via Wnt/β-catenin signaling pathway. Xige Chen • Juan Gao • Yanhua Yu • Zhengjuan Zhao • Yingli Pan
10.1007/s00011-020-01364-8 retraction	[2020] <i>Inflammation Research</i> : RETRACTED ARTICLE: Knockdown of long non-coding RNA TUG1 depresses apoptosis of hippocampal neurons in Alzheimer's disease by elevating microRNA-15a and repressing ROCK1 expression. Xia Li • Sheng-Wu Wang • Xi-Ling Li • Feng-Yuan Yu • Hai-Ming Cong
10.1016/j.omtn.2020.02.007 retraction	[2020] <i>Molecular Therapy - Nucleic Acids</i> : lncRNA PVT1/MicroRNA-17-5p/PTEN Axis Regulates Secretion of E2 and P4, Proliferation, and Apoptosis of Ovarian Granulosa Cells in PCOS. Gelin Liu • Shengxian Liu • Guanlin Xing • Fang Wang
	[2016] <i>Cancer Cell International</i> : RETRACTED ARTICLE: Long noncoding

ALT

4c. Colosses aux pieds d'argile



Guillaume Cabanac
@gcabanac

Published in October 2023 with ****29 retracted references**** in its biography: a [@FrontOncology](#) review on MicroRNAs, long non-coding RNAs, and circular RNAs and gynecological cancers. How reliable is this review article? [#FeetOfClay](#) [#DominoEffect](#) [pubpeer.com/publications/8...](#)

#1 Guillaume Cabanac commented November 2023

Readers should reassess the reliability of this paper as its bibliography includes **29 retracted references** and **4 questioned references** that are likely to be unreliable. So far, the following have been spotted:

Questioned References Cited	Details
10.1080/15384101.2020.1757936 retraction	[2020] <i>Cell Cycle</i> : RETRACTED ARTICLE: STAT1-induced upregulation of lncRNA LINC01123 predicts poor prognosis and promotes the progression of endometrial cancer through miR-516b/KIF4A. Yuguang Yang • Jin Wu • Hongfeng Zhou • Wenming Liu • Jincal Wang • Qingyuan Zhang
10.1080/15384101.2019.1618121 retraction	[2019] <i>Cell Cycle</i> : RETRACTED ARTICLE: Long noncoding RNA MAG1-IT1 promoted invasion and metastasis of epithelial ovarian cancer via the miR-200a/ZEB axis. Hao Gao • Xiaofeng Li • Guangxi Zhan • Yong Zhu • Jing Yu • Jiapo Wang • Li Li • Weimin Wu • Na Liu • Xiaoqing Guo
10.1016/j.biopha.2020.109882 retraction	[2020] <i>Biomedicine & Pharmacotherapy</i> : Long non-coding RNA TTN-AS1 promotes tumorigenesis of ovarian cancer through modulating the miR-139-5p/ROCK2 axis. Xiaoxia Liu • Yiyang Li • Jihong Wen • Tingting Qi • Yanli Wang

ALT

Publié en octobre 2023 avec 29 références rétractées sur 462, soit **6 % de références non fiables.**

Retraction Watch and 8 others

2:35 pm · 8 Nov 2023 · **25.1K** Views

5a. Conséquences : pollution inacceptable

nature

NEWS | 27 May 2021 | Clarification [28 May 2021](#)

Hundreds of gibberish papers still lurk in the scientific literature

The nonsensical computer-generated articles, spotted years after the problem was first seen, could lead to a wave of retractions.

[Richard Van Noorden](#)

NEWS | 05 August 2021 | Correction [10 August 2021](#)

'Tortured phrases' give away fabricated research papers

Analysis reveals that strange turns of phrase may indicate foul play in science.

[Holly Else](#)

NEWS | 08 November 2021

Scammers impersonate guest editors to get sham papers published

Hundreds of junk-science papers have been retracted from reputable journals after fraudsters used 'special issues' to manipulate the publication process. And the problem is growing.

[Holly Else](#)

"It is very worrying," says Guillaume Cabanac, a computer scientist at the University of Toulouse in France, who has worked to uncover nonsense science papers in special issues. He adds that it is shocking to see such papers in journals from 'flagship' publishers and that "it is not only predatory journals that publish bullshit".

5b. Conséquences : rétractations++

July 19, 2021 Adam Marcus



ELSEVIER

'Tortured phrases', lost in translation: Sleuths find even more problems at journal that just flagged 400 papers

August 26, 2021 Ivan Oransky

Guest editor says journal will retract dozens of inappropriate papers after his email was hacked

September 22, 2021 Adam Marcus

"[T]hese shit comments": Author of a nonsense paper responds on PubPeer


September 28, 2021 Ivan Oransky



Springer Nature slaps more than 400 papers with expressions of concern all at once

November 4, 2021 Adam Marcus

Springer Nature geosciences journal retracts 44 articles filled with gibberish

Retraction 
Watch

Abonnez-vous !

February 23, 2022 Ivan Oransky

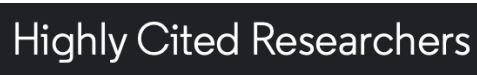
Publisher retracts 350 papers at once



6a. Prévention : diminuer les incitatifs



Web of Science



Highly Cited Researcher

our 2023 list, recognizing 6,849 individuals from more than 1,300 institutions across 67 countries and regions.

Research

université de BORDEAUX

News

Three scientists from the Bordeaux campus among the most cited researchers in the world

Updated on: 18/11/2022

<https://www.u-bordeaux.fr/en/news/three-scientists-bordeaux-campus-among-most-cited-researchers-world>

3 Evaluation - Continuous

- Extreme levels of hyper-authorship
- Papers with anomalous levels of self-citation – normalized by field
- Papers which demonstrate unusual collaborative group co-citation activity
- Papers with anomalous levels of citations from co-authors
- Papers with signs of publishing anomalies incl. , plagiarism, tortured phrases, spurious references and more

By implementing an increasing number of qualitative criteria and markers this year, the number of preliminary candidates excluded from our final list increased from 500 in 2022 to more than 1,000 for 2023.



Nouveau en 2023

<https://clarivate.com/blog/highly-cited-researchers-2023-the-evolution-of-our-evaluation-and-selection-policy-to-support-a-robust-scholarly-landscape/>

6b. Prévention : renforcer le *gatekeeping*

Augmenter les filtres en amont de la publication

L'industrie du *publishing* emploie les **phrases torturées** comme **signal négatif**.

STM Integrity Hub

A New, Unified Approach to Safeguard Research Integrity

Safeguarding research integrity can only be done through collaboration with all stakeholders in the scholarly ecosystem. STM Solutions worked with several **research integrity specialists** and organizations for this release, including PubPeer, Clear Skies, **Elisabeth Bik** and Guillaume Cabanac (pro bono). The STM Integrity Hub hopes to deepen and extend its collaboration with research integrity specialists and organizations going forward.

[NEWS] OCTOBER 23, 2023

Morressier teams up with academic fraud sleuths to bring tortured-phrase detection to publishing workflows

These three researchers founded the *Problematic Paper Screener*, a platform that flags questionable articles in the scientific literature. It leverages a daily maintained public database of 'fingerprint' phrases that can be used to identify potentially problematic submissions. Morressier now uses this data to check submissions via its workflows, flagging potentially problematic content early for editors.

<https://www.morressier.com/post/morressier-teams-up-with-academic-fraud-sleuths-to-bring-tortured-phrase-detection-to-publishing-workflows>

STM Solutions releases MVP of new paper mill detection tool

News Announcement, Research Integrity
April 13, 2023

<https://www.stm-assoc.org/papermillchecker/>



Association for
Computing Machinery



Advancing Technology
for Humanity



Institute of Physics

that had already been published in a paginated volume. In parallel with the journal's own investigation, papers from these six VSIs were flagged by Guillaume Cabanac, Cyril Labbé and Alexander Magazinov [1] as part of their work in **identifying problematic papers and making the community aware of them**. This work by Dr Cabanac and colleagues has informed the journal's investigations. To date, the investigation has resulted in the **decision to retract** a first batch of 101 papers from the journal. The retraction process is expected to be completed in the coming weeks. The rest of the papers in question are under investigation by the EiC and publisher's ethical team. The configuration of the online



April 2023, <https://doi.org/10.1016/j.micpro.2022.104754>

CLEAR SKIES

THE PAPERMILL ALARM



River Valley

Il faut dépolluer la littérature scientifique



Acteurs : *faussaires* agissant comme des pseudo-auteurs
gatekeepers fragilisant la peer review
maisons d'éditions ne monitorant pas
pouvoirs publics promouvant le *publish or perish*

Mobile : promotion, reconnaissance, capital symbolique

Modus operandi : plagiat, infiltration de revues, achats de citations

Conséquences : pollution de la littérature
érosion de la confiance que la société concède

Détectives : scientifiques professionnels et amateurs
bénévoles et volontaires

Objectif : curatif → dépolluer la littérature
préventif → anticiper les nouvelles fraudes

Moyens : Ré-évaluation décentralisée soutenue par le
Problematic Paper Screener



<https://fr.wikipedia.org/wiki/Dépollution>

Des bénévoles nettoient les côtes après la catastrophe du Prestige (2002).

Méconduites et correction de la science

Conférences

- Barbour, B. ([2021](#)). *PubPeer: past, present and future*.
- Bik, E.M. ([2021](#)). *The Dark Side of Science: Misconduct in Biomedical Research*.
- Bouter, L. ([2022](#)). *Why research integrity matters*.
- Byrne, J.A. ([2023](#)). *Paper mills*.
- Cabanac, G. ([2022](#)). *Pollution de la littérature scientifique : détection participative d'expressions torturées révélatrices d'articles frauduleux*.
- Wise, N.H. ([2022](#)). *An Introduction to Publication Fraud*.

Articles

- Barbour, B., & Stell, B. M. ([2020](#)). *PubPeer: Scientific assessment without metrics*. In M. Biagioli & A. Lippman (Eds.), *Gaming the metrics: Misconduct and manipulation in academic research* (pp. 149–155). Cambridge, MA, USA: MIT Press.
- Cabanac, G. ([2022](#)). Decontamination of the scientific literature. *arXiv:2210.15912*
- Cabanac, G. ([2021](#)). This digital-hygiene routine will protect your scholarship [World View]. *Nature*, 598(7882), 541. [adaptation [en français](#) pour l'HCERES-Ofis]