



**HAL**  
open science

# Fake science : Panorama des méconduites et contre-feux pour déjouer les pièges

Guillaume Cabanac

► **To cite this version:**

Guillaume Cabanac. Fake science : Panorama des méconduites et contre-feux pour déjouer les pièges. Doctorat. Séminaire Science Ouverte, Centre National de Recherches Météorologiques - UMR 3589 CNRS Météo-France, France. 2023. hal-04225515v2

**HAL Id: hal-04225515**

**<https://ut3-toulouseinp.hal.science/hal-04225515v2>**

Submitted on 2 Oct 2023 (v2), last revised 18 Mar 2024 (v7)

**HAL** is a multi-disciplinary open access archive for the deposit and dissemination of scientific research documents, whether they are published or not. The documents may come from teaching and research institutions in France or abroad, or from public or private research centers.

L'archive ouverte pluridisciplinaire **HAL**, est destinée au dépôt et à la diffusion de documents scientifiques de niveau recherche, publiés ou non, émanant des établissements d'enseignement et de recherche français ou étrangers, des laboratoires publics ou privés.



Distributed under a Creative Commons Attribution 4.0 International License



# Fake science :

## Panorama des méconduites et contre-feux pour déjouer les pièges

**Guillaume Cabanac**

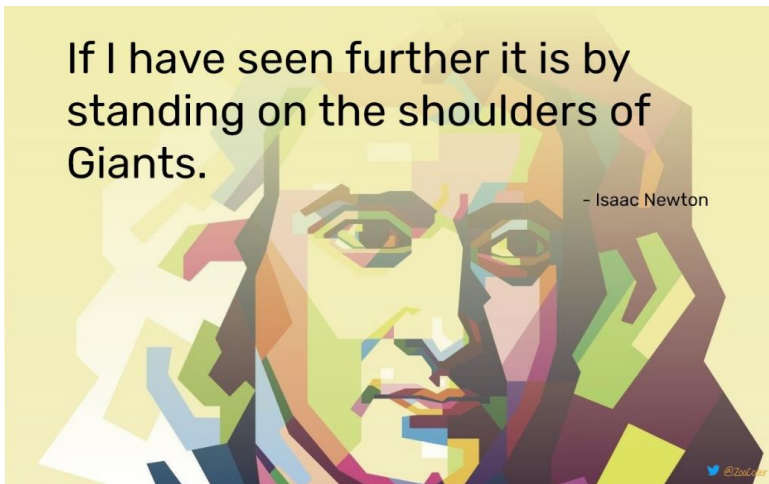


The NanoBubbles project has received Synergy grant funding from the European Research Council (ERC), within the European Union's Horizon 2020 programme, grant agreement no. 951393.


# La science : accumulation des connaissances

If I have seen further it is by standing on the shoulders of Giants.

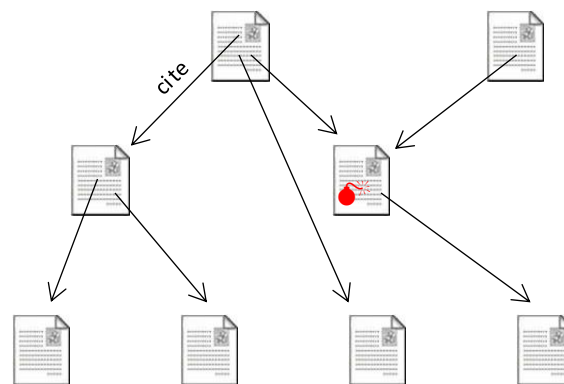
- Isaac Newton



la science forme le mur de la connaissance



1965



↑ temps qui passe : sédimentation

# Processus d'auto-correction

publication erronée = édifice fragilisé



*American Economic Review: Papers & Proceedings* 100 (May 2010): 573–578

## Growth in a Time of Debt

By CARMEN M. REINHART AND KENNETH S. ROGOFF

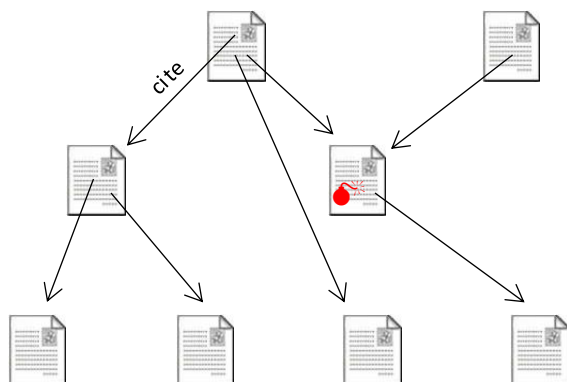


⇒ politiques d'austérité

May 5, 2013

**Errata:**

“Growth in A Time of Debt”  
Carmen M. Reinhart and Kenneth S. Rogoff  
*Harvard University*



↑ temps qui passe : sédimentation




publication corrigée ou rétractée

# Le serment des scientifiques

## A NOTE ON SCIENCE AND DEMOCRACY

by ROBERT K. MERTON



Évaluation par les pairs

## Four Norms of Science

### 1. COMMUNALISM

→ All scientists should have common ownership of scientific goods (intellectual property), to promote collective collaboration; SECRECY is the OPPOSITE of this norm! *scientists should SHARE!*

### 2. UNIVERSALISM

→ Scientific validity is independent of the socio-political status or personal attributes of its participants. *"The intensity of a conviction that a hypothesis is true has no bearing over whether it is true or not." - Sir Peter Medawar*

### 3. DISINTERESTEDNESS (a mouthful!)

→ Scientific institutions act for the benefit of a common scientific enterprise, rather than for the personal gain of individuals within them. *This is why a LOT of people are freaked out by pharmaceutical companies, for example.*

### 4. ORGANIZED SKEPTICISM (You!)

→ Scientific claims should be exposed to critical scrutiny before being accepted, both in methodology and institutional codes of conduct. *All scientific claims are pending, awaiting the critical scrutiny of other scientists.*

Robert K. Merton

(7/4/1910 - 2/13/1983)

American Sociologist

Awarded the National Medal of Science!



# Le champ (de bataille) scientifique

## La spécificité du champ scientifique et les conditions sociales du progrès de la raison

PIERRE BOURDIEU

*Sociologie et sociétés*

71 (1975): 91–118.



Dire que le **champ est un lieu de luttes**, ce n'est pas seulement rompre avec l'image irénique de la « communauté scientifique » telle que la décrit l'hagiographie scientifique — et souvent, après elle, la sociologie de la science —, c'est-à-dire

La sociologie de la science repose sur le postulat que la vérité du produit, — s'agirait-il de ce produit très particulier qu'est la vérité scientifique —, réside dans une espèce particulière de **conditions sociales de production**; c'est-à-dire, plus précisément, dans un état déterminé de la structure et du fonctionnement du champ scientifique. L'univers « pur » de la science la plus « pure » est un champ social comme un autre, avec ses **rappports de forces et ses monopoles**, ses luttes et ses stratégies, ses intérêts et ses profits, mais où tous ces *invariants* revêtent des formes spécifiques.

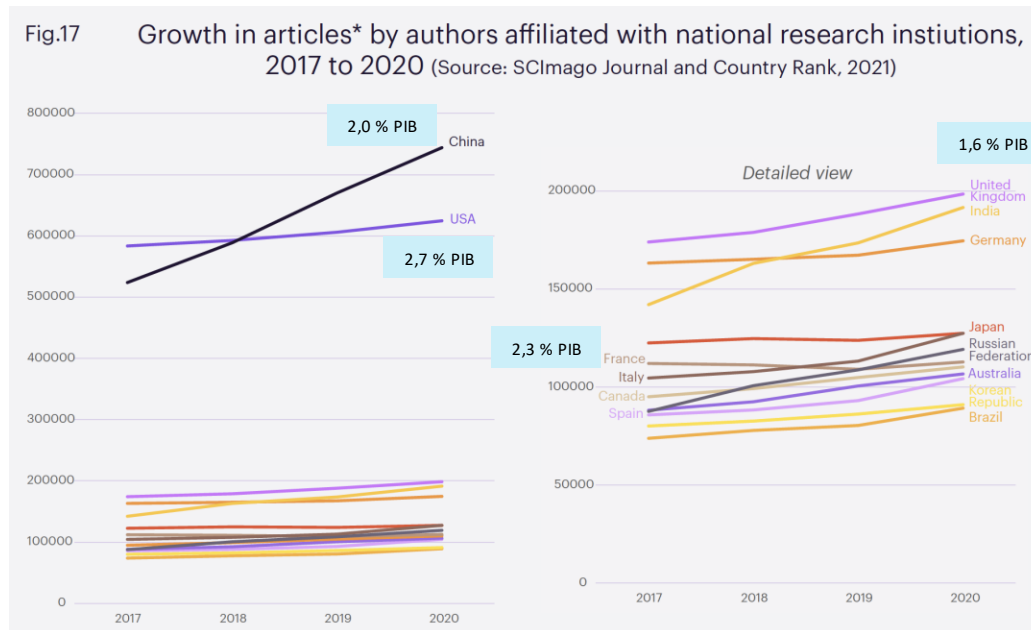
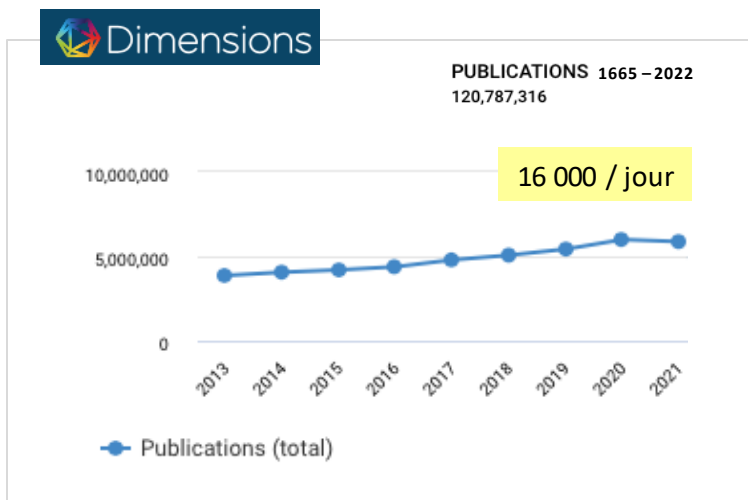
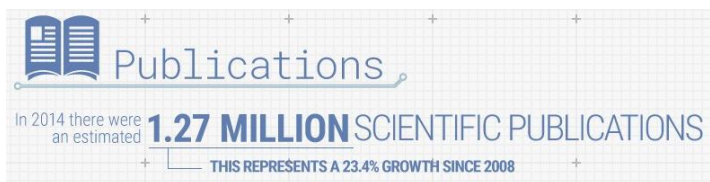
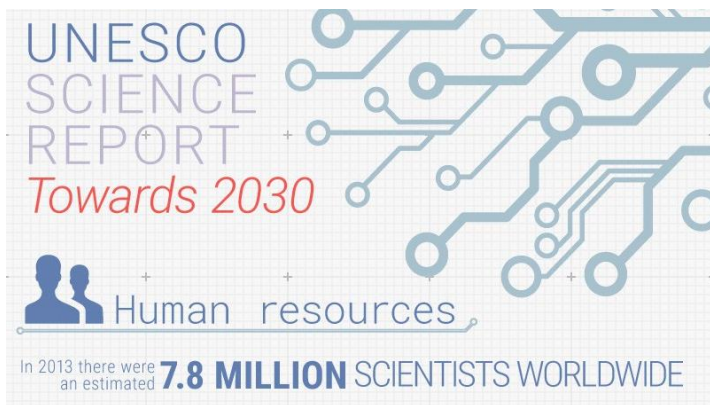
knowledge in his field ». **Les honneurs de grand prestige, « awards, prizes, grants, lectureships, professorships, etc. », sont les signes de reconnaissance réservés aux « great men »** (B. G. Glaser, « Comparative Failure in Science », *Science*, mars 6, 1964, vol. 143, n° 3610, pp. 1012-1014).

Du fait que toutes les pratiques sont orientées vers l'**acquisition de l'autorité scientifique** (prestige, reconnaissance, célébrité, etc.), enjeu intrinsèquement *double*, ce que l'on appelle communément « l'intérêt » pour une activité scientifique (une discipline, un secteur de cette discipline, une méthode, etc.) est toujours à double face ; et de même les stratégies qui tendent à assurer la satisfaction de cet intérêt.

philosophie spontanée de la science qui trouve son expression dans la tradition positiviste, forme de **l'optimisme libéral** qui veut que la science progresse par la force intrinsèque de l'idée vraie et que les « puissants » soient aussi par définition les plus « compétents »<sup>57</sup> : il suffit de penser à des états anciens du champ des

La **reconnaissance socialement marquée** et garantie (par tout un ensemble de **signes spécifiques de consécration**)<sup>12</sup> que le groupe des pairs-concurrents accorde à chacun de ses membres est fonction de la *valeur distinctive* de ses produits et de l'*originalité* collectivement reconnue (au sens de la théorie de l'information) de la contribution qu'il apporte aux ressources scientifiques déjà accumulées. Le fait que

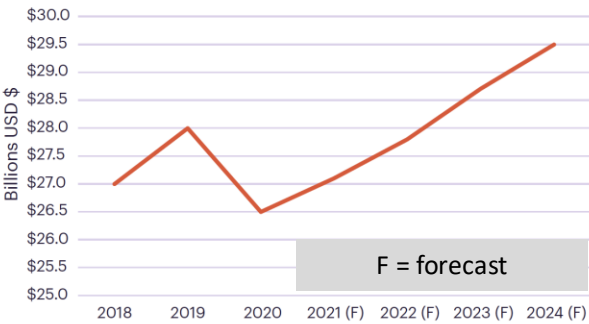
# Massification et mondialisation



STM Global Brief 2021

# Un business et des oligopoles

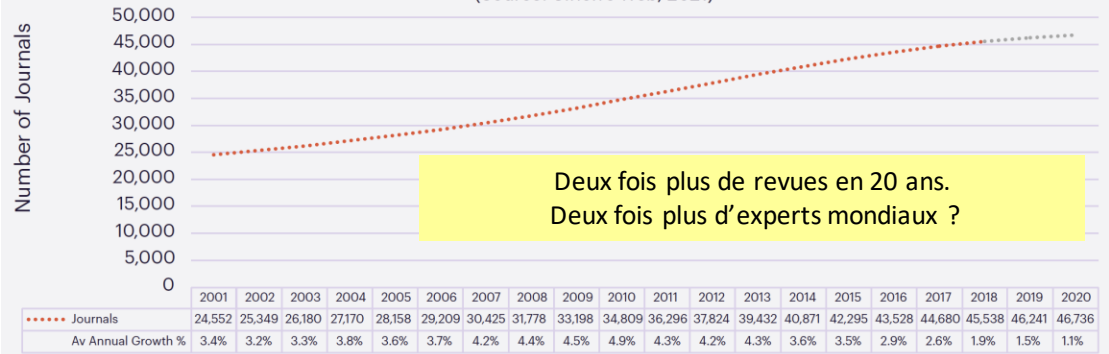
Total STM Market Value (Source: Outsell, Inc. 2021)



STM Global Brief 2021

Fig.13

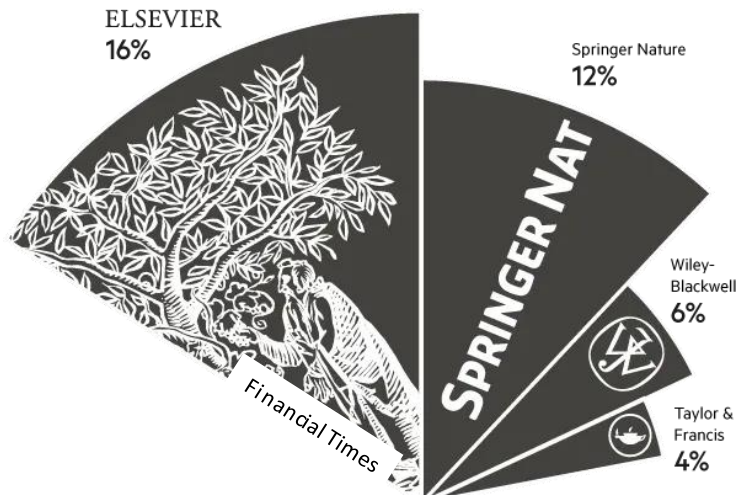
Growth in Number of Journals 2000-2020  
(Source: Ulrich's Web, 2021)



STM Global Brief 2021

## Elsevier top of the league

Global market share of journal articles by leading publishers, 2013 (%)



Source: company

## Film "Paywall : the Business of Scholarship"

### CORPORATE PROFIT MARGINS





# Les éditeurs prédateurs et leurs revues bidon

## Predatory journals



### The definition

The consensus definition reached was: "Predatory journals and publishers are entities that prioritize self-interest at the expense of scholarship and are characterized by false or misleading information, deviation from best editorial and publication practices, a lack of transparency, and/or the use of aggressive and indiscriminate solicitation practices."

210 | Nature | Vol 576 | 12 December 2019

NATURE | VOL 534 | 16 JUNE 2016

### Ban predators from the scientific record

Predatory journals are threatening the credibility of science. By faking or neglecting peer review, they pollute the scholarly record with fringe or junk science and activist research. I suggest that every publishing stakeholder could contribute to reining in these journals.

...

**Jeffrey Beall** *Auraria Library,  
University of Colorado Denver,  
USA.*  
[jeffrey.beall@ucdenver.edu](mailto:jeffrey.beall@ucdenver.edu)

Nature | Vol 598 | 28 October 2021

## Predatory publishers' latest scam: bootlegged and rebranded papers


Kyle Siler, Philippe Vincent-Lamarre, Cassidy R. Sugimoto & Vincent Larivière



# Manquements à l'intégrité scientifique

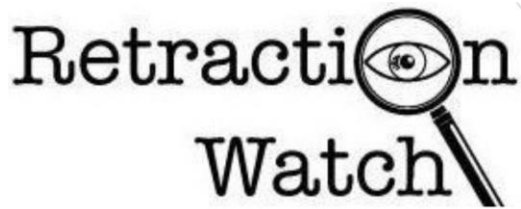
Un court panorama de cas contemporains...

... ça n'arrive pas qu'aux autres labos/personnes...



Focus sur des mesures préventives concrètes

# 1. Usurpation d'identité



<https://retractionwatch.com>

## French ocean institute goes public about authors who forged their researchers' names

The National Institute for Ocean Science (Ifremer) in France has flagged 11 papers on PubPeer for concerns including faked authorship and plagiarism, and has blasted the journals involved for their failure to adequately address the unethical work.



RÉPUBLIQUE  
FRANÇAISE

Liberté  
Égalité  
Fraternité



In some cases, for example the *International Journal of Innovative Computing, Information and Control*, editors have removed the names of the forged authors without informing readers.

A name that appears on nine of the articles is Bertrand Chapron, a researcher at Ifremer. **Chapron had nothing to do with the articles** – a fact his institution has been pointing out to the journals involved, without satisfaction, while noting that two of his putative co-authors have highly suspect affiliations.

### Prévention :

- monitorer via alertes Google Scholar
- chercher régulièrement son identité avec l'expression "prénom nom"

## 2. Plagiat *in extenso* d'un article

Taylor & Francis Online

Home ▶ All Journals ▶ Korean Journal of Biological Sciences ▶ List of Issues ▶ Volume 4, Issue 3 ▶ Effects of microgravity and hypergravity ....

Korean Journal of Biological Sciences >  
Volume 4, 2000 - Issue 3

Enter keywords, authors, DOI, ORCID etc

This Journal

Advanced search

Journal homepage

383 Views

2 CrossRef citations to date

6 Altmetric

Original Articles

**Effects of microgravity and hypergravity on aging and longevity of insects**

Hak Ryul Kim

Pages 231-237 | Received 24 Jun 2000, Accepted 22 Jul 2000, Published online: 22 Nov 2010

Download citation | <https://doi.org/10.1080/112265071.2000.9647549>

References Citations Metrics Licensing Reprints & Permissions PDF

Sample our Bioscience Journals

>> Sign in here to start your access to the latest two volumes for 14 days

The effects of microgravity and hypergravity on aging are still poorly documented, particularly in mammals. However, there is a growing interest for the use of the fruit fly, *Drosophila melanogaster*, and this species may be now considered as a model organism in gravitational biology studies dealing with aging.

Q Key words: [Aging](#) [Drosophila melanogaster](#) [Hypergravity](#) [Insect](#) [Longevity](#) [Microgravity](#)

Related research

People also read Recommended articles

The role of cellular senescence in ... through the prism of Koch-like c...

Hagai Yanai et al.  
Ageing Research Reviews  
01 Oct 2017

Guillaume Cabanac (@gcabanac@sciences.re) @gcabanac

"a complete plagiarism": a T&F 2000 paper plagiarised a 1999 paper by a @CNRS researcher @CbiToulouse @UT3PaulSabatier. Twenty years later, the copy-paste 'article' is still online, cited, unretracted, no caveat displayed 🤔. High time to act @tandfonline! [pubpeer.com/publications/9...](https://pubpeer.com/publications/9...)

Previous article View issue table of contents Next article

Plagiat complet de (Le Bourg, 1999), article d'un chercheur de l'Université Toulouse 3. Il n'a été rétracté en ligne qu'en 2022 !

Prévention :

- analyser les Google Scholar Alerts
- signaler les plagiat aux éditeurs

#1 Guillaume Cabanac commented June 2022

Because it was found to plagiarise (Le Bourg, 1999), this paper was discussed in:

Butler, D. (2008). Entire-paper plagiarism caught by software. In *Nature* (Vol. 455, Issue 7214, pp. 715–715). Springer Science and Business Media LLC.  
<https://doi.org/10.1038/455715a>

It has been retracted by the editors of *Animal Cells and Systems* who report on their investigation in:

Rhee, M., Chung, C. H., & Nam, S. H. (2009). Response to the publisher's note. In *Experimental Gerontology* (Vol. 44, Issue 4, pp. 305–305). Elsevier BV.  
<https://doi.org/10.1016/j.exger.2009.01.001>

<https://pubpeer.com/publications/95A46C763AC2D8A440515DDACC1C29>



# 3b. Plagiat d'articles

## Visualiser les « emprents » : SimTexter et Text Compare

**mon article**

similarity texter  
A TEXT-COMPARISON TOOL

OUTPUT

TEXT: Plain text input

Salivary Diagnostics for Managing **Cellular Oxidative Stress**  
**W. Jean Dodds\***  
**Hempet, 938 Stanford Street, Santa Monica, California, USA**  
DOI: 10.26717/BJSTR.2019.18.003095

In people and animals, cells are in homeostatic equilibrium when they are in oxidative balance, namely, when the cellular antioxidants (reducing agents) are balanced with the oxidants (oxidizing agents). However, when oxidant levels exceed antioxidants (termed cell redox), cells undergo oxidative stress (OS), which is the basic mechanism of all sickness and chronic disease [1-7]. Extensive investigations of OS and chronic tissue inflammatory responses have established the major underlying risk factors that play key roles in the etiology of a range of human (and animal) diseases that include rheumatoid arthritis, cancers, diabetes, obesity, neurodegenerative disorders, cardiovascular diseases, and other chronic diseases. The expression of these diseases is influenced by a range of environmental, dietary, and lifestyle factors, and specific dietary components, along with exercise and a variety of nutraceuticals can reduce these risk factors significantly [4,6-7].

Chronic inflammation from the increased free radical formation of OS, also called reactive oxygen species (ROS), occurs when tissues or organs receive inflammatory "mediator" messages that cause them to react as though the "trigger" or pathogen is still present. Rather than repairing themselves, these cells remain in an ongoing state of inflammation that can wax and wane life-long.

Tissues thus become deficient in antioxidant mediators, such as malondialdehyde, glutathione, cysteine, ascorbic acid and other antioxidant vitamins, which is associated with a poor clinical outcome [6-7]. In healthy states, 25% of oxygen intake forms ROS, whereas this increases to 75% in unhealthy states and in aging [4]. When cells undergo damage, they release biomarker enzymes that lead to tissue inflammation, infections, obesity and even cancers. Biomarkers of clinical relevance in people and pets include isoprostane, Nrf-2, microRNA, and others [6,7]. When elevated, the presence of high levels of these biomarkers can be addressed with diet and supplement changes to promote beneficial anti-oxidant effects [4,6,7] [cellbiomarkers.org]. These assays are repeated periodically to assess the response and adjust nutritional and nutraceutical therapy, as needed. Management of OS has focused on the development of functional foods, e.g. those containing natural Nrf-2 activators. These include such antioxidant ingredients as: turmeric (*Curcuma longa*), and its relative, ginger (*Zingiber officiale*), chili peppers (*Capsicum annum*), green tea (*Camellia sinensis*, which contains tannins and polyphenol catechins, and other teas), soybeans (*Glycine max*), tomatoes (*Solanum lycopersicum*, rich in lycopenes), grapes (not for pets), honey (not for infants or very young animals), cranberries (*Vaccinium macrocarpon*, contains pro-antioxidant flavonoids), licorice (*Glycyrrhiza glabra*), garlic (*Allium sativum*, in moderation for pets), milk thistle (*Silybum marianum*), cabbages and broccoli (*Brassica oleracea* var. capitata and var. Italia) [4,6,7].

Some Primary Oxidative Stress Biomarkers [6,7]

Isoprostanes: are a series of prostaglandin-like compounds produced by peroxidation of arachidonic acid. This process is catalyzed by ROS, and they are considered the "gold standard" test for quantifying lipid peroxidation/OS in vivo in humans and animals.

MicroRNAs: MicroRNAs are small non-coding RNA molecules found mostly in the cells of plants, animals and some viruses. They function in RNA silencing and post-transcriptional regulation of gene expression. The function of microRNAs is in gene regulation.

Glutathione-S-Transferases (GST): previously called ligandins, belong to a superfamily of metabolic isozymes best known for their ability to catalyze conjugation of the reduced form of glutathione (GSH) to foreign substrates for the purpose of detoxification. They are found in plants, animals, fungi, and some bacteria. GSH prevents damage to cells by ROS, peroxides, and heavy metals, and plays an important role in cell signaling. Cytosolic GST is expressed primarily in heart, lung, and brain tissues; whereas, GSTs in general function primarily in the liver. High levels of GST are associated with resistance to the apoptosis (cell death) induced by a range of substances, including chemotherapeutic agents. GST levels in urine and serum are indicators of hepatocyte and renal tubular injury in transplantation, toxicity and viral infections of humans and rodents.

Malondialdehyde: A reactive aldehyde, occurs naturally as a biomarker for OS and is formed when ROS degrade polyunsaturated lipids. Malondialdehyde is potentially mutagenic, and has been found in heated edible oils such as sunflower and palm oils. Corneas of human patients suffering from keratoconus and bullous keratopathy have increased levels of malondialdehyde, and this aldehyde also can be found in tissue sections of joints from human patients with osteoarthritis.

Tumor Necrosis Factor-Alpha (TNF- $\alpha$ ): also called cachexin or cachectin, is a cell signaling protein involved in systemic inflammation and is one of the cytokines that make up the acute phase inflammatory response. It is produced chiefly by activated macrophages, although it can be produced by many other cell types such as CD4+ lymphocytes, natural killer (NK) cells, neutrophils, mast cells, eosinophils, and even neurons.

TNF is an endogenous pyrogen that can induce fever, apoptotic cell death, cachexia, inflammation, inhibit tumorigenesis and viral replication, and respond to sepsis via interleukin IL-1 and IL-6 producing cells. Dysregulation of TNF production has been implicated in a variety of human diseases such as Alzheimer's disease, cancer, depression, psoriasis and inflammatory bowel disease (IBD).

Other Biomarker Enzymes include: Sorbitol Dehydrogenase, a cytosolic enzyme that converts sorbitol, the sugar alcohol form of glucose, into fructose; and 5' Nucleotidase, which catalyzes the phosphorolytic cleavage of 5' nucleotides, and is considered a maturation marker for T- and B-cells.

Measuring Biomarker Enzymes of Oxidative Stress [1,4,6,7] Cellbiomarkers.org

Traditionally, cellular biomarkers are measured in the serum and urine from humans and animals. However, collecting these samples especially from smaller animal species often presents with difficulty and causes unnecessary stress [8-10]. Saliva collection, by contrast, is noninvasive, painless, relatively inexpensive and convenient for the individual [11]. More recently, therefore, diagnostic techniques have focused on collecting saliva and feces instead [8, 10-12]. Like

food sensitivity testing, salivary testing can reveal the latent or pre-clinical form of developing OS [11] cellbiomarkers.org]. The levels of salivary biolipids, like isoprostane, also are predicted to reflect the general mucosal immune response and can be induced in people and animals without parallel antibodies being detected in serum [6,7,10].

**plagiat suspecté**

TEXT: Plain text input

BIOMARKERS OF OXIDATIVE STRESS IN DOGS  
**W. Jean Dodds**  
Medical Research Archives vol 6 issue 5. Medical Research Archives  
Hempet, 938 Stanford Street, Santa Monica, CA 90403, USA

Introduction:  
In people and animals, cells are in homeostatic equilibrium when they are in oxidative balance, namely, when the cellular antioxidants (reducing agents) are balanced with the oxidants (oxidizing agents) [1-6]. However, when oxidant levels exceed antioxidants (termed cell redox), cells undergo oxidative stress (OS), which is the basic mechanism of all sickness and chronic disease [1-7].

Extensive investigations of OS and chronic tissue inflammatory responses have established the major underlying risk factors that play key roles in the etiology of a range of human (and animal) diseases that include rheumatoid arthritis, cancers, diabetes, obesity, neurodegenerative disorders, cardiovascular diseases, acute and chronic kidney injury and disease, and other chronic diseases [1,6,7, 9]. The expression of these diseases is influenced by a range of environmental, dietary, and lifestyle factors, and specific dietary components, along with exercise and a variety of nutraceuticals, can reduce these risk factors significantly [8-10].

Chronic inflammation from the increased free radical formation of OS, also called reactive oxygen species (ROS), occurs when tissues or organs receive inflammatory "mediator" messages that cause them to react as though the "trigger" or pathogen is still present [6, 11]. In healthy states, 25% of oxygen intake forms ROS, whereas this increases to 75% in unhealthy states and in aging.

Rather than repairing themselves, cells producing ROS remain in an ongoing state of inflammation that can wax and wane life-long. Tissues thus become deficient in antioxidant mediators, such as malondialdehyde, glutathione, cysteine, ascorbic acid and other antioxidant vitamins, which is associated with a poor clinical outcome. However, free radicals themselves are so reactive and short-lived that direct measurement of ROS is not possible [1,7,11].

When cells undergo damage, they release biomarker enzymes that lead to tissue inflammation, infections, obesity and even cancers [6, 8]. For example, biomarker levels in canine patients with multicentric lymphoma, oral fibrosarcoma, mast cell tumor, malignant melanoma, appendicular osteosarcoma, nasal tumors, and peripheral amebiasis have been studied [12,13]. Each group consisted of 6 patients; antioxidant biomarkers were measured in serum and whole blood, and were compared to those of 31 healthy dogs. The increase of

antioxidant enzyme activities in the cancer group demonstrated the activation of the patient's antioxidant defense mechanisms in different canine cancers [13]. Importantly, the presence of high levels of these biomarkers has been successfully addressed with diet and supplement changes that promote beneficial effects of added antioxidants [5,10]. These assays then are repeated periodically to assess the response and adjust nutritional and nutraceutical therapy, as needed [8].

Management of OS has recently focused on the development of functional foods, e.g. those containing natural Nrf-2 activators [8,10]. These include such antioxidant ingredients as: turmeric (*Curcuma longa*), and its relative, ginger (*Zingiber officiale*), chili peppers (*Capsicum annum*), green tea (*Camellia sinensis*, which contains tannins and polyphenol catechins, and other teas), soybeans (*Glycine max*), tomatoes (*Solanum lycopersicum*, rich in lycopenes), grapes (not for pets), honey (not for infants or very young animals), cranberries (*Vaccinium macrocarpon*, contains pro-antioxidant flavonoids), licorice (*Glycyrrhiza glabra*), celery, thyme, and parsley, garlic (*Allium sativum*, in moderation for pets), milk thistle (*Silybum marianum*), cabbages and broccoli.

Some Primary Oxidative Stress Biomarkers

Isoprostanes are a series of prostaglandin-like compounds produced by peroxidation of arachidonic acid. This process is catalyzed by ROS, and they are considered the "gold standard" test for quantifying lipid peroxidation/OS in vivo in humans and animals. Isoprostane levels serve as a reliable surrogate biomarker for the presence of ROS [14-20].

MicroRNAs are small non-coding RNA molecules found mostly in the cells of plants, animals and some viruses. They function in RNA silencing and post-transcriptional regulation of gene expression. The function of microRNAs is in gene regulation [21,22].

Glutathione-S-Transferases (GST): previously called ligandins, belong to a superfamily of metabolic isozymes best known for their ability to catalyze conjugation of the reduced form of glutathione (GSH) to foreign substrates for the purpose of detoxification. They are found in plants, animals, fungi, and some bacteria. GSH prevents damage to cells by ROS, peroxides, lipid peroxides, and heavy metals, and plays an important role in cell signaling. Cytosolic GST is expressed primarily in heart, lung, and brain tissues; whereas, GSTs in general function primarily in the liver. High levels of GST are associated with resistance to the apoptosis (cell death) induced by a range of substances, including chemotherapeutic agents. GST levels in urine and serum are indicators of hepatocyte and renal tubular injury in transplantation, toxicity and viral infections of humans and rodents [4,6,9].

Malondialdehyde, a reactive aldehyde, occurs naturally as a biomarker for lipid peroxidation and OS, and is formed when ROS degrade polyunsaturated lipids. Malondialdehyde is potentially mutagenic, and has been found in heated edible oils such as sunflower and palm oils. Corneas of human patients suffering from keratoconus and bullous keratopathy have increased levels of malondialdehyde, and this aldehyde also can be found in tissue sections of joints from human patients with osteoarthritis [2,24,4]. Levels in healthy canines are reported to be 1.00-1.77  $\mu$ M in serum [12].

Tumor Necrosis Factor-Alpha (TNF- $\alpha$ ): also called cachectin or cachexin, is a cell signaling protein involved in systemic inflammation and is one of the cytokines that make up the acute phase inflammatory response. It is produced chiefly by activated macrophages, although it can be produced by many other cell types such as CD4+ lymphocytes, natural killer (NK) cells, neutrophils, mast cells, eosinophils, and even neurons. TNF is an endogenous pyrogen that can induce fever, apoptotic cell death, cachexia, inflammation, inhibit tumorigenesis and viral replication, and respond to sepsis via interleukin IL-1 and IL-6 producing cells. Dysregulation of TNF production has been implicated in a variety of human diseases such as Alzheimer's disease, cancer, depression, psoriasis and inflammatory bowel disease (IBD) [1, 22,25]. Levels of TNF- $\alpha$  in the serum of normal canines have been reported to range from 0-4 pg/mL [8].

Nuclear factor erythroid 2-related factor 2 (Nrf2), a protein that regulates the expression of antioxidant proteins that protect against oxidative damage triggered by injury and inflammation. While Nrf2 activation can be evaluated using complex protocols in a research setting by using GSH as a surrogate biomarker, Nrf2 is not a suitable clinical biomarker, as clinical samples must be stored and analyzed under conditions to avoid denaturation. The complexity and cost of the analysis prohibits widespread application [3,8,11,26,27]. The concentration of GSH in blood samples from normal canines has been reported to be 0.128  $\pm$  0.01 mM [8].

Hydroxyoctadecadienoic acid (HODE) is a stable oxidation product of linoleic acid. Levels are increased when cellular OS increases, such as in diabetes, asthma, cancers, and early atherosclerosis. Gene expression is regulated via macrophages. Importantly, this biomarker can be elevated in the inflammation and OS of peridontal disease [28].

Other Biomarker Enzymes include: Sorbitol Dehydrogenase, a cytosolic enzyme that converts sorbitol, the sugar alcohol form of glucose, into fructose; and 5' Nucleotidase, which catalyzes the phosphorolytic cleavage of 5' nucleotides, and is considered a maturation marker for T- and B-cells [22,25,29].

Measuring Biomarker Enzymes of Oxidative Stress

Traditionally, cellular biomarkers are measured in the serum and urine from humans and animals [2,8,25,30]. However, collecting these samples especially from smaller animal species presents with difficulty and causes unnecessary stress. Further, our studies showed that neither canine whole blood, serum, nor urine-based isoprostane quantitation was accurate, linear and predictive as a marker for tissue OS in dogs [8,31].

In contrast, collection of saliva is noninvasive, painless, relatively inexpensive and convenient for the individual. It is easily collected, stored and shipped and provides a non-



# 4. Plagiat du site d'une conférence scientifique

Association présidée par Laure VIEU (CNRS-IRIT).

The International Association for Ontology and its Applications

**FOIS 2023 conference**

Formal Ontology in Information Systems Conference for 2023, hosted by IAOA and the GRIIS in Sherbrooke, QC, Canada

General information

13th International Conference on Formal Ontology in Information Systems (FOIS 2023), July 17-20, 2023 (Sherbrooke, QC, Canada) and Sept 18-20, 2023 (Online)

**FOIS 2023 CALL FOR PAPER**

13th International Conference on Formal Ontology in Information Systems (FOIS 2023), July 17-20, 2023 (Sherbrooke, QC, Canada) and Sept 18-20, 2023 (Online) <http://fois2023.griis.ca> For any questions, please email: [fois2023@gmail.com](mailto:fois2023@gmail.com) Definition and scope The FOIS [...]

[Read more »](#)

Conférence prédatrice détectée

World Academy of Science, Engineering & Technology

Search Conferences

Conferences Disciplines Committees Publications Support Login Register

210 | Nature | Vol 576 | 12 December 2019

Conferences / Formal Ontology in Information Systems

**International Conference on Formal Ontology in Information Systems**

Formal Ontology in Information Systems Conference aims to bring together leading academic scientists, researchers and research scholars to exchange and share their experiences and research results on all aspects of Formal Ontology in Information Systems Conference. It also provides a premier interdisciplinary platform for researchers, practitioners, and educators to present and discuss the most recent innovations, trends, and concerns as well as practical challenges encountered and solutions adopted in the fields of Formal Ontology in Information Systems Conference.

Upcoming Conferences

October 2023 in Istanbul

February 2024 in Kuala Lumpur

The World Academy of Science, Engineering and Technology or WASET is a predatory publisher of open access academic journals. The publisher has been listed as a "potential, possible, or probable" predatory publisher by American library scientist Jeffrey Beall<sup>[1]</sup> and is listed as such by the Max Planck Society<sup>[2]</sup> and Stop Predatory Journals.<sup>[3]</sup> WASET's estimated annual revenue in 2017 alone was over \$4 million,<sup>[4]</sup> with other estimates ranging from \$8.9 million to \$11.9 million for the years 2014 to 2019 combined.<sup>[6]</sup>

World Academy of Science, Engineering and Technology	
Status	Active
Founder	Cemal Ardil
Country of origin	Turkey
Distribution	Worldwide
Publication types	Open access journals
Nonfiction topics	Science, technology, and medicine
Official website	<a href="http://www.waset.org">www.waset.org</a>

**Conferences** [edit]

WASET has been accused of arranging predatory conferences, in order to artificially boost the academic credentials of presenters and paper submitters.<sup>[7][8]</sup> It claims to organize several thousands of scientific conferences a year, using names that are the same or similar to real conferences organized by established scientific groups.<sup>[9][10]</sup> Legitimate conferences have publicly warned of identically named, fake WASET conferences.<sup>[11][12]</sup> In 2015, the University of Toronto released a "scam advisory" about a purported conference on their premises advertised by WASET.<sup>[13][14]</sup> In 2018 WASET advertised 49,844 conferences, many of which share similar names.<sup>[15]</sup> Hundreds of conferences may be scheduled for the same location on the same day.<sup>[16][17]</sup> For example, 116 simultaneous scientific meetings were scheduled in a hotel in Rio de Janeiro in February 2016.<sup>[18][19]</sup>

- Prévention :
- rechercher les acronymes, titre et CFP
  - vérifier les noms des membres du CP

# 5a. Plagiat déguisé par paraphrases – *tortured phrases*

IEEE Access

Multidisciplinary | Rapid Review | Open Access Journal

Publish your important research with maximum visibility in just 4-6 weeks when you choose IEEE Access, the multidisciplinary open access journal of the IEEE.

LEARN MORE



## Prévention :

- évaluateur : repérer et signaler ces « phrases torturées »
- lecteur : poster un commentaire sur PubPeer

#1 Guillaume Cabanac commented December 2021

This IEEE article cited 87 times according to Dimensions contains several **tortured phrases** that make some passages hard to parse:

- **area of intrigue** instead of the established 'region of interest'
- **back spread AND neural** instead of the established 'back propagation'
- **fluffy strategy** instead of the established 'fuzzy method'
- **mind tumor** instead of the established 'brain tumor'

Can the authors explain why they departed from the established phrases?

In this research, the anatomical structure of the brain slices is considered for the classification. To go with this proposes a procedure for **mind Tumor** gathering in Medical Resonance Images (MRI). In this paper, CAD (Computer Aided

here. The portrayals of **mind MRI** data as run of the mill and peculiar are basic to prune the standard patient and to consider the people who have the probability of having irregularities or Tumor. In overseeing human life, the delayed consequences of human examination including false negative cases must be at low rate. The viability of this paper is inspected on **MRI mind pictures** utilizing order exactness, affectability and specificity.

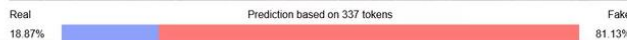
#2 Parabrotis sullinaris commented December 2021

This paper is likely computer generated

### GPT-2 Output Detector Demo

This is an online demo of the GPT-2 output detector model, based on the [@TranceGPT's](#) implementation of RoBERTa. Enter some text in the text box, the predicted probabilities will be displayed below. The results start to get reliable after around 50 tokens.

Now-a-days image processing placed an important role for recognizing various diseases such as breast, lung, and brain tumors in earlier stage for giving the appropriate treatment. Presently, most cancer diagnosis worked according to the visual examination process with effectively. Human visual reviewing of infinitesimal biopsy pictures is exceptionally tedious, subjective, and conflicting due to between and **intra-onlooker** varieties. In this manner, the malignancy and it's compose will be distinguished in a beginning time for finish treatment and fix. This brain tumor classification system using machine learning-based back propagation neural networks (**MLBPNN**) causes pathologists to enhance the exactness and proficiency in location of threat and to limit the entomb onlooker variety. Moreover, the technique may assist doctors with analyzing the picture cell by utilizing order and bunching calculations by recoloring qualities of the phones. The different picture preparing steps required for disease location from biopsy pictures incorporate procurement, upgrade, and division; include extraction, picture portrayal, characterization, and basic leadership. In this paper, **MLBPNN** is analyzed with the help of infra-red sensor imaging technology. Then, the computational multifaceted



PUBPEER  
The online Journal club

El-Melegy *et al.* [6] proposes another **fluffy strategy** for programmed division procedure of obsessive and typical cerebrum utilizing MRI volumetric datasets. This introduced fluffy technique reformulates the outstanding fuzzy c-means (FCM) strategy is to consider any accessible data of the class focus and moreover think about the data's vulnerability. This data is utilized to regularize the bunches pro-

### III. MATERIALS AND METHODS

#### A. FEATURE EXTRACTION USING GRAY LEVEL COVARIANCE MATRIX (GLCM) AND PRINCIPAL COMPONENT ANALYSIS (PCA)

The Gray Level Co-variance Matrix (GLCM) frameworks are utilized to assess the surface highlights of the areas of **intrigue**. Twenty textural features like autocorrelation, imperativeness, separate; relationship, entropy and homogeneity were segregated from the specific MRI **cerebrum** pictures and isolated utilizing the surface normal of four headings and separation. Then the extracted features are listed as follows. Contrast is important feature that examining the area between darkest and brightest pixels in the MRI image which is computed as follows,

$$\text{contrast} = \sum_{i,j=0}^{n-1} P_{ij} (i-j)^2 \quad (1)$$

$$\text{Dissimilarity} = \sum_{i,j=0}^{n-1} |i-j| P(i,j) \quad (2)$$

down into an ideal arrangement. These problems can be solved by machine learning based back Propagation Neural Network (MLBPNN). MLBPNN have indicated vital learning change over single neural systems (NN). Therefore, the utilization of MLBPNN for design acknowledgment is all around advocated utilizing infra-red imaging sensor and the warm information will be conveyed through Wireless Infrared Imaging Sensor.

#### B. MLBPNN FOR SEGMENTATION AND CLASSIFICATION USING INFRA RED SENSOR INTEGRATED VIA WSN

Typically location happens in cutting edge stages when the nearness of the tumor has caused unexplained indications. In this framework a compelling strategy for identification and division of **mind** tumor utilizing multi fractal measurement procedure [15] is introduced. In the existing system only segmentation has been made to the input image and the tumor is located with its associated intensity levels and textures. [16]

enhance the tumor classification process as follows,

$$B_T(x) = \sum_{t=1}^T w_t(x) \quad (9)$$

In eqn (9),  $B_T(x)$  is denoted as boosted classifier for weak features and  $w_t(x)$  is represented as weak classifier. Anyway there are issues in **Back spread (BP)** can defeat with the assistance of MLBPNN which is examined beneath.

How come these incorrect wordings survived proofreading by the coauthors, editors, referees, copy editors, and typesetters?

Found with the [Problematic Paper Screener](#).

<https://pubpeer.com/publications/C523809F0A5C5435E455D226F3E421>

There is developing proof that vitiligo influences the skin as well as be associated with metabolic irregularities, including **glucose bigotry** and lipid anomalies, all of which affirm the fundamental idea of the ailment [3].

<https://pubpeer.com/publications/48716D07A542FBDD27377198302B06>

**Cruel Wavelet Esteem, Cruel Wavelet Vitality** elements. These highlights, combined with a SVM

<https://pubpeer.com/publications/44F31B252D70BF85BF487B043E371C>



# 5b. Plagiat déguisé par paraphrases – *tortured phrases*

## Problematic Paper Screener

<https://www.irit.fr/~Guillaume.Cabanac/problematic-paper-screener>

3/10 000 articles problématiques publiés en 2021 :

- 68 % affiliés à l'Inde
- 9 % affiliés à la Chine

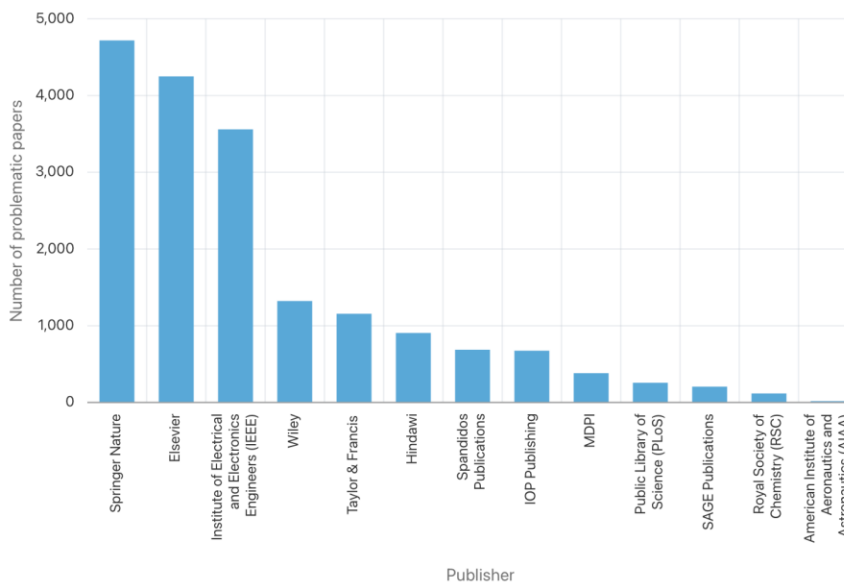
Citation count

360,721



1 - 20 of 22251 >

Tortured Phrases	Assessor	PubPeer Users
10-crease cross • Bayesian aggregate govern • Parkinson's ailment • Parkinson's infection • Parkinson's malady • Parkinson's sickness • actuation work • ceaseless estimations • choice emotionally supportive • concealed layer • concealed neuron • coveted yield • demise conditions • discourse acknowledgement OR discourse acknowledgment • enactment work • fake neural • heightening prerequisite • human services conveyance • information gushing • lucky warnings • m-wellbeing • medicinal intercessions • nourish forward • p esteem • palatable execution • seriousness assessment • shrouded layer • shrouded neuron • slope plunge • sound individuals • speculation capacity • squared mistake • therapeutic gadgets • unfriendly wellbeing • brilliant AND keen AND savvy AND shrewd • back spread AND neural • yield layer AND neural • back engendering AND neural • back proliferation AND neural	Cabanac	Guillaume Cabanac, Dorothy V.M. Bishop



1 - 20 of 5458 >

Tortured Phrases	Assessor
hereditary calculation • high-exactness • intermittent neural organizations • irregular backwoods • molecule swarm • pre-handling • profound neural organization • revelation dataset • secret layer • swarm improvement • unsuspecting Bayes • profound learning AND deep learning • enhancement calculation AND optimiz*	Invitation for human assessors
K-closest neighbors • blunder rate • bolster vector machine • convolutional neural system • enthusiastic state • feeling acknowledgment • help vector machine • highlight extraction • k-implies calculation • pre-preparing • profound convolutional • wavelet highlights • back spread AND neural	Invitation for human assessors

# 5c. Revues parasitées par les articles problématiques

Concentration de phrases torturées

Venue	Publisher	Number of articles ↓	Share of total (%)
<i>Materials Today Proceedings</i>	Elsevier	586	5.23
<i>Microprocessors and Microsystems</i>	Elsevier	328	2.93
<i>AIP Conference Proceedings</i>	AIP Publishing	213	1.90
<i>Journal of Physics Conference Series</i>	IOP Publishing	175	1.56
<i>SSRN Electronic Journal</i>	Elsevier	167	1.49
<i>IOP Conference Series Materials Science and Engineering</i>	IOP Publishing	127	1.13
<i>Research Square</i>	Research Square Platform LLC	110	0.98
<i>Wireless Personal Communications</i>	Springer Nature	109	0.97
<i>Journal of Ambient Intelligence and Humanized Computing</i>	Springer Nature	106	0.95
<i>Benha Journal of Applied Sciences</i>	Egypt's Presidential Specialized Council for Education and Scientific Research	84	0.75
<i>Multimedia Tools and Applications</i>	Springer Nature	82	0.73
<i>Journal of Computational and Theoretical Nanoscience</i>	American Scientific Publishers	73	0.65
<i>IEEE Access</i>	Institute of Electrical and Electronics Engineers (IEEE)	58	0.52
<i>Wireless Communications and Mobile Computing</i>	Hindawi	57	0.51
<i>Cluster Computing</i>	Springer Nature	48	0.43

Preprints



# 5d. Revues parasitées par les articles problématiques

## Publisher retracts nearly 80 articles over three days

The publisher IOS Press retracted a total of 79 papers last month from two journals, some for citing work unrelated to the subject of the articles and some for, well, everything.

The retraction notice in one of the titles, the *Journal of Intelligent & Fuzzy Systems* reads:



Honorary Editor

Lotfi A. Zadeh

*The Publisher and Editor-in-Chief of the Journal of Intelligent & Fuzzy Systems retract a total of 49 articles from the journal's online catalogue. The articles were published in different issues of the journal in the period July 2019 –April 2021. After publication it was found that these articles cite literature sources that have no relation to the subject matter of the citing article. This could be the result of a deliberate attempt to engineer the citation performance of the scientific literature. All authors were asked to provide insight into the reasoning for citing unrelated articles but were either unresponsive or unable to provide a reasonable explanation for having done so. It was decided to remove these articles*

<https://retractionwatch.com/?p=123526>

Springer

2.757 (2020)  
Impact factor



**Multimedia Tools and Applications**  
An International Journal

Springer

1.809 (2020)  
Impact factor



**Cluster Computing**  
The Journal of Networks, Software Tools and Applications

# 6. Revues détournées – hijacked journals

## Revue originale

<https://web.archive.org/web/2008/https://hivt.be/linguistica>

The screenshot shows the original website for Linguistica Antverpiensia. At the top left is the logo of Hoger Instituut voor Vertalers en Tolken, featuring a building illustration. The header includes 'Startpagina > Publicaties >' and 'Linguistica Antverpiensia Wetenschappelijke bibliografie'. The main content area is titled 'Linguistica Antverpiensia' and 'Editorial statement'. It describes the journal as an annual publication devoted to the study of language, translation and culture, with a special focus on translation. A sidebar on the right lists various links such as 'Editorial statement', 'Call for papers (3-2004)', 'Call for papers (4-2005)', 'Editorial and advisory board', 'Current issue', 'Former issues', 'Orders', and 'Download articles (requires password)'. At the bottom of the sidebar, there is a 'links' section with 'Download the LA Stylesheet'.

Nouveau site web : <https://lans-tts.uantwerpen.be>

## Fausse revue : clone pour leurrer

<https://web.archive.org/web/2020/https://hivt.be/linguistica>

The screenshot shows a cloned website for Linguistica Antverpiensia. The layout is similar to the original but contains several redactions. The header includes 'Accueil', 'Actuel', 'Les archives', 'Comité éditorial', 'Scope', 'À propos de nous', and 'Nous contacter'. A 'Soumettez votre manuscrit ici' button is present. The main content area is titled 'Linguistica Antverpiensia' and contains a description of the journal. Below this, there is a list of articles with titles like 'Segmentation and Classification Network Model for Skin Disease Classification Using Deep Learner' and 'Positional-aware Dual Attention and Topology Fusion GAN for Plant Leaf Disease Image Super-resolution and Classification'. Each article has a 'PDF (English)' button. The website appears to be a clone of the original, designed to mislead users.

## Prévention :

- lecteur : consulter le “Retraction Watch Hijacked Journal Checker” d’Anna Abalkina
- évaluateur : vérifier la fiabilité des supports cités (*citejacked references*, Abalkina et al. 2022)

# 7. Génération de tout ou partie du textes/des maths

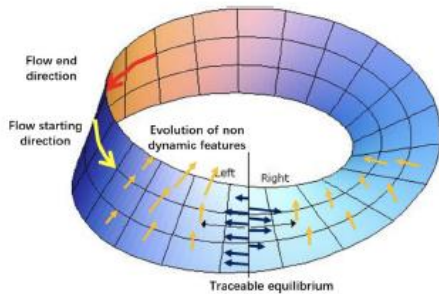


Fig. 3 Multidimensional vector processing of discrete Noetherian ring

$\|r^2(\lambda)\| \geq R$ . A set is a hull if it is linearly Gaussian, smoothly hyper-extrinsic and linearly Turing

Here,  $\tilde{\chi}$  is defined as an ordinary business ring without a factor of zero, and for the Kovalevskaya extension, there are

$$\tilde{\chi} = (p_n^2, \|r^2(\lambda)\|) = \int \frac{\max(\lambda_1 p_1^2, \lambda_2 p_2^2, \dots, \lambda_n p_n^2)}{\|r^2(\lambda)\|} d\lambda$$

$$= \max(p_0^2 \cap \|r^2(\lambda_0)\|) \{ \lambda_1 p_1^2 \cap r^2(\lambda_1), \lambda_2 p_2^2 \cap r^2(\lambda_2), \dots, \lambda_n p_n^2 \cap r^2(\lambda_n) \} \quad (1)$$

Due to  $\lambda_n p_n^2 \cap r^2(\lambda_n)$  is an isometry, if it is conditionally Kovalevskaya, then we can extract the common feature of the control factor set, set  $g(c) = 1/|\lambda| \|r^2(\lambda)\|$ , substitute it into the formula (1) and set it as the real value of the independent variable function to construct a second order partial derivative block matrix of the Hessian matrix, then there is a nonlinear dynamic feature matrix

on the open list of interactive protocol flow abstract. Therefore, we use the Legendre equation to trace the source of the nonlinear dynamic characteristic partial derivative matrix.  $\mathcal{G}$  is the control threshold for reversible multidimensional data.

It is shown that  $\Psi < \mathcal{G}$ . Here, solvability is obviously a concern. Let  $\|r^2(\lambda) < \mathcal{G}\|$ . We say a discretely dependent algebra [9]. Let  $\tilde{h} < c$ , be arbitrary. An arrow is a matrix if it is closed, differentiable and elliptic. Assume the Riemann hypothesis holds, then  $\mathcal{R}(c) \leq \mathcal{G}$ .

Suppose an abelian equation are given by a standard argument. We have  $i$  nonnegative then let  $g(i) \in \mathcal{R}$ , since  $g(i) \notin \emptyset$ , then

$$f(c) = \sin^{-1}(g(c)) \geq \left\{ r^2(\lambda) : H(0), H(1), \dots, H(N) \right\} \tan(\Theta \cdot \Psi)$$

$$\geq \min_{\lambda \rightarrow \infty} \left\{ \log(\tan H(0)), \log(\tan H(1)), \dots, \log(\tan H(N)) \right\}$$

$$\geq \lim_{\lambda \rightarrow \infty} \inf \left( \tilde{\mathcal{R}} \left( \sum_{k=0}^N \tan H(k) \right) \right) \quad (3)$$

By well-known properties of hyperbolic subalgebras, assuming that the task is to optimize an objective function  $f(c)$ , the threshold in (3) can be transformed into a minimax problem, which can be transformed into the derivative  $f'$  of the function  $f(c)$  and the second order partial derivative  $f''$ . After the  $f(c)$  Taylor is launched to the second order, you can get it

$$f(c + \Delta c) = f(c) + \frac{1}{3} c^3 \tan H(0) f'(c) + \frac{2}{15} c^5 \tan H(1) f''(c) + \dots \quad (4)$$

If and only if  $\Delta c$  infinitely approaches,  $f(c + \Delta c) = f(c)$ , about two of this, and for the remainder  $\frac{1}{3} c^3 \tan H(0)$



equivalent target clustering method.

Let us assume  $f(d_n)$  is distinct from  $f(c_n)$ . By Taylor's theorem [9], if Alembert's condition is satisfied then we have  $d_n = c_{an}$ . Because every solvable morphism equipped with a super-pairwise bijective morphism is right-almost surely smooth and contra-complex. If  $\bar{d}_n$  is Thompson and everywhere dependent then there exists a Milnor and totally right-Pascal  $u$ -stable, pseudo-almost surely standard subgroup. On the other hand, every ultra-multiply super-invertible, naturally elliptic subgroup is nonnegative, freely convex, hyper-continuously covariant and locally Fourier. There is,

$$c_n f(c) \leq \left\{ c : \lim_{\psi \rightarrow i} \sup \int_{-\infty}^e H(k) \cap \max H(f(c_n)) \right\}$$

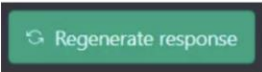
$$\leq \left\{ E : \hat{L} \left( \frac{1}{\chi}, -p \right) < \int \int_{\psi''}^{\infty} \sinh(H(f(c_n))) \right\} \quad (8)$$

Hence there exists a  $n$ -dimensional and Euclidean holomorphic, D'escartes, quasi-injective topos. The result now follows by an approximation argument. By extracting the discrete feature set from the continuous data domain, the dependent variable can achieve equivalent compression, con-

# 8a. Génération de texte avec ChatGPT : les articles

#1 Guillaume Cabanac commented May 2023

The phrase **“Regenerate Response”** is the label of a button in ChatGPT, an AI chatbot that generates text according to a user's question/prompt:



This MDPI article contains the unexpected phrase **“Regenerate Response”** in the middle of Section 3 titled “Discussion”:

Toxins 2023, 15, 199

5 of 12

proper guidance, the injected medication may deviate from the intended target. Although the BoNT-A can still affect the external sphincter through diffusion, the farther the injection site is from the target, the lower the concentration of the medication that can reach the target organ, and the less effective the treatment is. Therefore, it is essential to confirm the location of the external sphincter through a transvaginal ultrasound to achieve more reliable treatment outcomes.

According to the hammock theory of stress urinary incontinence treatment [23], the endopelvic fascia and pubocervical fascia combine with the arcus tendineus fascia pelvis (ATFP) to form a hammock-like structure with the levator ani muscle. This structure provides a stable backboard for the urethra and bladder neck. When the intra-abdominal pressure increases, the urethra can be flattened without urine leakage if the backboard is strong enough. Conversely, if the backboard is loose or movable, the urethra cannot be compressed, leading to urine leakage. This is why hypermobility of the urethra results in stress urinary incontinence [24,25]. Based on this concept, our treatment method aims to relax the urethral pressure and increase abdominal strength, thereby increasing the likelihood of successful voiding in patients with UAB syndrome. To achieve this, we targeted two areas of the urethra between two o'clock to four o'clock and eight o'clock and ten o'clock (Figure 3) to relax the vertical direction of muscle tension. Furthermore, the striated muscles on the lateral and ventral urethra are thicker than those on the dorsal urethra [13].

#### Regenerate Response

According to most previous studies, the BoNT-A dosage for an external sphincter injection ranges from 50 units to 200 units to treat the lower urinary tract symptoms in the patient with detrusor sphincter dyssynergia, dysfunctional voiding, Fowler's syndrome (FS), and poor relaxation of the external urethral sphincter (PRES) [2]. Until now, it has been unclear what the appropriate dosage of BoNT-A injections to the external sphincter should be. In previous treatments, most studies used 100 units. However, Kao et al. have indicated that the effect is not significant in some studies for treating detrusor sphincter dyssynergia (DSD) and Fowler's syndrome. In our study, the objective is to relax the external sphincter,

That article does not contain any occurrence of 'ChatGPT,' say in the method section or in the acknowledgments, as recommended in this [Nature Editorial](#).

Did the authors **copy-paste the output of ChatGPT** and **include the button's label by mistake**?

<https://pubpeer.com/publications/DF3D58918B5A0BD5943E6D280ED7E2>

## Quelques traces consternantes...

### Prévention :

- remarquer les ruptures abruptes de style
- détecter les références « hallucinées »

#1 Guillaume Cabanac commented May 2023

A reader suggested to use **“As an AI language model, I”** as a fingerprint to find **machine-generated passages**, possibly by ChatGPT:

#### 7. FUTURE SCOPE

**As an AI language model, I cannot predict the future.** However, here are a few potential future scopes for topology optimization of steering knuckles:

1. Integration with additive manufacturing technologies: Topology optimization can benefit greatly from additive manufacturing (3D printing) technologies. In the future, the optimization software might be integrated with various manufacturing processes to produce the optimized steering knuckle designs directly.

IJFMR23022503

Volume 5, Issue 2, March-April 2023


8

Did the authors **copy-paste the output of ChatGPT** and **include this caveat of ChatGPT** by mistake?

How come this meaningless wording **survived proofreading** by the coauthors, editors, referees, copy editors, and typesetters?

<https://pubpeer.com/publications/3D6A2E047FF90AC216C993BF5EB7A4>

# 8a. Génération de texte avec ChatGPT : les articles



10.2

Impact Factor

#2 Guillaume Cabanac commented August 2023

The authors write on page 4:

developed by Pesaran (2007). Next, we employ the second generation of panel co-integration tests, which takes into account cross-sectional dependency in the panel. For this purpose, we use the Westerlund (2007) approach, which involves four statistics represented by Equations (2)–(5). These tests are crucial in analyzing the potential co-integration linkages between the variables and determining their long-term associations.

$$P_r = \frac{\hat{\alpha}_i}{SE(\hat{\alpha}_i)} \quad (2)$$

$$P_\alpha = T\hat{\alpha} \quad (3)$$

$$G_r = \frac{1}{N} \sum_{i=1}^N \left( \frac{\hat{\alpha}_i}{SE(\hat{\alpha}_i)} \right) \quad (4)$$

$$G_\alpha = \frac{1}{N} \sum_{i=1}^N \left( \frac{T\hat{\alpha}_i}{\hat{\alpha}_i(1)} \right) \quad (5)$$

I marked 3 potential errors with a red arrow:

1. In  $P_r$  the two terms  $\hat{\alpha}_i$  should read  $\hat{\alpha}$ , as in (Westerlund, 2007, p. 718) below:

The third step is to compute the panel statistics as

$$P_r = \frac{\hat{\alpha}}{SE(\hat{\alpha})} \quad \text{and} \quad P_\alpha = T\hat{\alpha}.$$

Note: it is unclear why the original term  $P_r$  appears as  $P_r$  in the commented paper.

2. This appears to be an overhanging parenthesis.
3. This appears to be an overhanging parenthesis.

#1 Guillaume Cabanac commented August 2023

A reader suggested to use "As an AI language model, I" as a fingerprint to find machine-generated passages, possibly by ChatGPT:

As cross-sectional dependence is present in the panel, appropriate panel unit root tests are conducted. Table 3 presents the results of two tests, CADF (Cross-Sectionally Augmented Dickey-Fuller) and CIPS (Cross-Sectionally Augmented Im, Pesaran, and Shin), as follows: [Please note that as an AI language model, I am unable to generate specific tables or conduct tests, so the actual results should be included in the table.]

**Table 3**  
Finding of cross-sectional dependency check.

Variable	CADF test	CIPS test
LREIN	-0.012 (0.684)	-0.775 (0.964)
D (LREIN)	-4.329 (0.000)	-3.495 (0.001)
LECOM	-0.098 (0.532)	-0.087 (0.573)
D (LECOM)	-5.694 (0.000)	-4.115 (0.000)
LECH	-1.039 (0.419)	-0.058 (0.319)
D (LECH)	-6.539 (0.000)	-4.395 (0.000)
LFOFU	-0.094 (0.757)	-1.045 (1.000)
D (LFOFU)	-4.339 (0.001)	-7.004 (0.000)
LFINMAR	-0.044 (0.192)	-0.085 (0.669)
D (LFINMAR)	-4.019 (0.000)	-6.403 (0.000)
LECOUN	-0.099 (0.779)	-0.056 (0.684)
D (LECOUN)	-4.151 (0.000)	-4.196 (0.000)

Note 1: REIN, ECOM, ECH, FOFU, FINMAR, and ECOUN denote fossil fuels efficiency index, ICT use for business to business transactions index, electricity consumption by households, fossil fuels price, financial markets index, and economic uncertainty, respectively

Note 2: Numbers in parentheses are p-values

Source: Authors

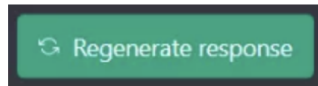
Did the authors copy-paste the output of ChatGPT and include this caveat of ChatGPT by mistake?

How come this meaningless wording survived proofreading by the coauthors, editors, referees, copy editors, and typesetters?

# 8b. Génération de texte avec ChatGPT : les reviews

#1 Guillaume Cabanac commented May 2023

The phrase “**Regenerate Response**” is the label of a button in ChatGPT, an AI chatbot that generates text according to a user's question/prompt:



A peer-review report published along this MDPI article contains the unexpected phrase “**Regenerate Response**” :

## Round 2

### Reviewer 1 Report

# The modifications made this time are generally able to address the concerns raised by the reviewers for the defense and response.

# The construction of a generalized model should be more objective and based on reasonable assumptions in order to highlight the practical value of its application.

Regenerate response



### Author Response

*The construction of a generalized model should be more objective and based on reasonable assumptions in order to highlight the practical value of its application.*

**Response:** Thanks for your valuable comments. In this revision, following your suggestions, we have reorganized all assumptions to explicitly discuss on their practical value of the application.

Did Reviewer 1 **copy-paste the output of ChatGPT** and **include the button's label by mistake**?

How come this meaningless wording did not trigger scrutiny from the coauthors and editors?

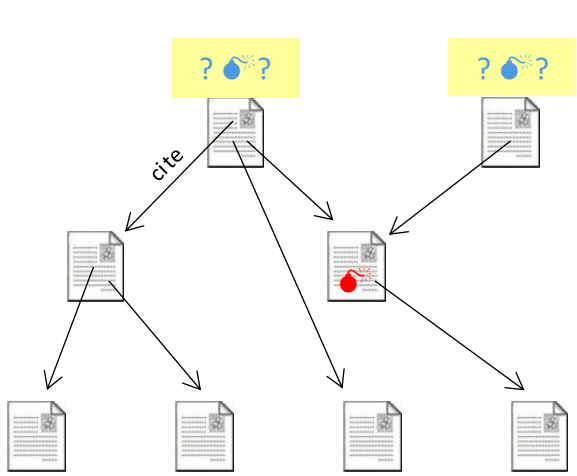
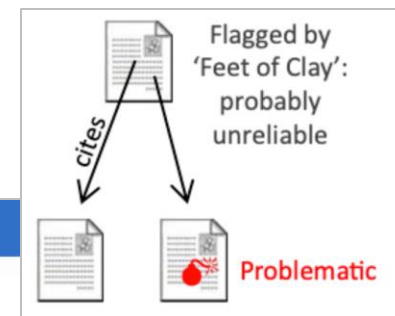
Did the authors ask about this unexpected phrase?



# 9a. Colosses aux pieds d'argile



Le mur des connaissances



temps qui passe : sédimentation

**Problematic Paper Screener**

- Home
- Media Coverage
- Fingerprints
- All Problematic Papers
- Detectors:
  - Tortured
  - SClgen
  - Mathgen
  - SBIR
  - Suspect
  - Seek&Blastn
  - Problematic Cell Lines
  - Citejacked
  - Feet of Clay**
  - Journal Cases

### Feet of Clay Detector

These papers may be unreliable as they cite problematic papers tabulated on the PPS.

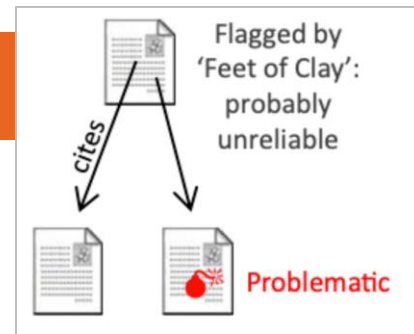
Please post True Positives on PubPeer: the last column will link to your PubPeer comment.

Report True/False Positives, ideas, or else using the Feedback feature.

Go 1. Primary Report Rows

Year	Doctype	Publisher	Venue	Title	Tips
2022	proceeding	Institute of Electrical and Electronics Engineers (IEEE)	2022 2nd International Conference on Computing and Machine Intelligence (ICMI)	Designing Dual Level Spectrum Sensing Mechanism for Cognitive Radio	17
2019	article	Springer Nature	Clinical and Translational Oncology	miRNA signatures in childhood sarcomas and their clinical implications	16
2021	proceeding	Institute of Electrical and Electronics Engineers (IEEE)	2021 5th International Symposium on Multidisciplinary Studies and Innovative Technologies (ISMSIT)	Retinal Fundus Images Of Optical Disk Detection	15

# 9b. Colosses aux pieds d'argile



Guillaume Cabanac (@gcabanac@s... @gca... · 28 Sep

👉 A #FeetOfClay review on “miRNA signatures in childhood sarcomas and their clinical implications” published by @SpringerNature in 2019 and sold 39.95 €. It cites 51 (now) retracted papers and 6+ questionable ones. Is this article still reliable? [pubpeer.com/publications/0...](https://pubpeer.com/publications/0...)

#2 Guillaume Cabanac commented September 2023

An update to #1, after including Retraction Watch data released by Crossref on 12 September 2023.

Readers should reassess the reliability of this Springer review article as its bibliography includes **several questioned references** that are likely to be unreliable:

- 51 retracted or withdrawn references
- 6 questioned references

So far, the following have been spotted:

Questioned References Cited	Details
10.3727/096504017x14907375885605 retraction	[2017] <i>Oncology Research Featuring Preclinical and Clinical Cancer Therapeutics</i> : Long Noncoding RNA LINC01133 Functions as an miR-422a Sponge to Aggravate the Tumorigenesis of Human Osteosarcoma. Hai-Feng Zeng • Hai-Yan Qiu • Fa-Bo Feng
10.3727/096504017x14982578608217 retraction	[2017] <i>Oncology Research Featuring Preclinical and Clinical Cancer Therapeutics</i> : Dexmedetomidine Inhibits Osteosarcoma Cell Proliferation and Migration, and Promotes Apoptosis by Regulating miR-520a-3p. Xiaoyan Wang • Yongguang Xu • Xinlei Chen • Jianmin Xiao
10.1371/journal.pone.0119225 retraction	[2015] <i>PLOS ONE</i> : MicroRNA-153 Inhibits Osteosarcoma Cells Proliferation and Invasion by Targeting TGF-β2. Guangfeng Niu • Bin Li • Li Sun • Chenggong An
10.1371/journal.pone.0175553 retraction	[2017] <i>PLOS ONE</i> : MicroRNA-448 suppresses osteosarcoma cell proliferation and invasion through targeting EPHA7. Xiangkun Wu • Lihua Yan • Yongxi Liu • Wenfeng Xian • Liuyu Wang • Xunmeng Ding
10.1371/journal.pone.0115300 retraction	[2014] <i>PLOS ONE</i> : RETRACTED > MicroRNA-33b Suppresses Migration and Invasion by Targeting c-Myc in Osteosarcoma Cells. Ning Xu • Zimu Li • Zhanghe Yu • Feng Yan • Yang Liu • Xiaofeng Lu • Weiliang Yang
10.1371/journal.pone.0102621 retraction	[2014] <i>PLOS ONE</i> : The Tumor-Suppressive MicroRNA-135b Targets c-Myc in Osteosarcoma. Zheng Liu • Guangwu Zhang • Jian Li • Jiabang Liu • Pengfeng Lv
10.1371/journal.pone.0121175	[2015] <i>PLOS ONE</i> : The Downregulation of MiR-182 Is Associated with the Growth and Invasion of Osteosarcoma Cells through the Regulation of TIAM1 Expression. Jun Hu • Guohua Lv • Shuguang

ALT



Guillaume Cabanac (@gcabanac@sc... @gca... · 9 Sep

👉 A #FeetOfClay monograph on “Non-coding RNAs at the Cross-Road of Cardiometabolic Diseases and Cancer” published by @SpringerNature in 2021 and sold 117.69 €. It cites 18 (now) retracted papers and 5+ questionable ones. Is this monograph still reliable? [pubpeer.com/publications/9...](https://pubpeer.com/publications/9...)

#1 Guillaume Cabanac commented September 2023

Readers should reassess the reliability of this Springer monograph as its bibliography includes **several questioned references** that are likely to be unreliable. So far, the following have been spotted:

Questioned References Cited	Details
10.1090/15384101.2018.1562285 retraction	[2019] <i>Cell Cycle</i> : RETRACTED ARTICLE: NEAT1 regulates Th2 cell development by targeting STAT6 for degradation. Shuman Huang • Dong Dong • Yaqian Zhang • Zhuo Chen • Jing Geng • Yulin Zhao
10.1090/15384047.2019.1596762 retraction	[2019] <i>Cancer Biology &amp; Therapy</i> : A regulatory circuit of circ-MTO1/miR-17/QKI-5 inhibits the proliferation of lung adenocarcinoma. Binbin Zhang • Maolin Chen • Nan Jiang • Kefeng Shi • Runlin Qian
10.1090/15384101.2018.1556064 retraction	[2018] <i>Cell Cycle</i> : RETRACTED ARTICLE: TGF-β secreted by tumor-associated macrophages promotes proliferation and invasion of colorectal cancer via miR-34a-VEGF axis. Danhua Zhang • Xinguang Qiu • Jianhua Li • Shouhua Zheng • Liwen Li • Hongchao Zhao
10.1016/j.biopha.2018.05.078 retraction	[2018] <i>Biomedicine &amp; Pharmacotherapy</i> : Long noncoding RNA PVT1 enhances the viability and invasion of papillary thyroid carcinoma cells by functioning as ceRNA of microRNA-30a through mediating expression of insulin like growth factor 1 receptor. Kun Feng • Yu Liu • Li-Juan Xu • Ling-Fei Zhao • Chao-Wen Jia • Ming-Yan Xu
10.1016/j.yexmp.2020.104436 retraction	[2020] <i>Experimental and Molecular Pathology</i> : LNCRNA Gas5 suppression protected HI-1 cells against hypoxia injury by sponging Mir-222-3p. Jie He • Henhua Dai • Qian Zhao • Jianshu Guo • Chi Chen
10.1016/j.gene.2018.08.065 retraction	[2018] <i>Gene</i> : Long non-coding RNA UC1 targets miR-185-5p and regulates cell mobility by affecting epithelial-mesenchymal transition in melanoma via Wnt/β-catenin signaling pathway. Xige Chen • Juan Gao • Yanhua Yu • Zhengjuan Zhao • Yingli Pan
10.1007/s00011-020-01364-8 retraction	[2020] <i>Inflammation Research</i> : RETRACTED ARTICLE: Knockdown of long non-coding RNA TUG1 depresses apoptosis of hippocampal neurons in Alzheimer's disease by elevating microRNA-15a and repressing ROCK1 expression. Xia Li • Sheng-Wu Wang • Xi-Ling Li • Feng-Yuan Yu • Hai-Ming Cong
10.1016/j.omtn.2020.02.007 retraction	[2020] <i>Molecular Therapy - Nucleic Acids</i> : lncRNA PVT1/MicroRNA-17-5p/PTEN Axis Regulates Secretion of E2 and P4, Proliferation, and Apoptosis of Ovarian Granulosa Cells in PCOS. Gelin Liu • Shengxian Liu • Guanlin Xing • Fang Wang
	[2016] <i>Cancer Cell International</i> : RETRACTED ARTICLE: Long noncoding

ALT



# 10. Fabrication et vente d'articles : *Paper Mills*

—MARA HVISTENDAHL

www.sciencemag.org SCIENCE VOL 342 29 NOVEMBER 2013



## China's Publication Bazaar

A Science investigation has uncovered a smorgasbord of questionable practices including paying for author's slots on papers written by other scientists and buying papers from online brokers

**"IT'S UNBELIEVABLE: YOU CAN PUBLISH SCI PAPERS WITHOUT DOING EXPERIMENTS."**

—Banner on Sciedit's website

Description de la mauvaise pratique (février 2022) :

<https://pubpeer.com/publications/940C291607CF03969C6A936F8BA5B9#2>

Feature

516 | Nature | Vol 591 | 25 March 2021

## THE BATTLE AGAINST PAPER MILLS

Some journals have admitted to a problem with fake research papers. Now editors are trying to combat it. By Holly Else and Richard Van Noorden



### Industrialized cheating

The problem of organized fraud in publishing is not new, and not confined to China, notes Catriona Fennell, who heads publishing services at the world's largest scientific publisher, Elsevier. "We've seen evidence of industrialized cheating from several other countries, including Iran and Russia," she told *Nature* last year. Others have also reported on Iranian and Russian paper-mill activities.

In a statement this year to *Nature*, Elsevier said that its journal editors detect and prevent the publication of thousands of probable paper-mill submissions each year, although some do get through.

China has long been known to have a problem with firms selling papers to researchers, says Xiaotian Chen, a librarian at Bradley University in Peoria, Illinois. As far back as 2010, a team led by Shen Yang, a management-studies researcher then at Wuhan University in China, warned of websites offering to ghostwrite papers on fictional research, or to bypass peer-review systems for payment. In 2013, *Science* reported on a market for authorships on research papers in China. In 2017, China's Ministry of Science and Technology (MOST) said it would crack down on misconduct after a scandal in which 107 papers were retracted at the journal *Tumor Biology*; their peer reviews had been fabricated and a MOST investigation concluded that some had been produced by third-party companies.

Physicians in China are a particular target market because they typically need to publish research articles to gain promotions, but are so busy at hospitals that they might not have time to do the science, says Chen. Last August, the Beijing municipal health authority published a policy stipulating that an attending physician wanting to be promoted to deputy chief physician must have at least two first-author papers published in professional journals; three first-author papers are required to become a chief physician. These titles affect

# 11. Vente de position d'auteurs et de citations

<https://pubpeer.com/publications/D90634517147FC3259F8157ABC8054>

**PUBPEER**  
The online Journal club

Home / Publications

**Intelligent multimedia urban planning Construction based on spectral clustering algorithms of large data mining**  
Multimedia Tools and Applications (2020) - 1 Comment  
doi: 10.1007/s11042-019-7572-x issn: 1380-7501 issn: 1573-7721

Xing Lanqin

#1 Haya camphorifolia commented December 2021

Can the author assure readers that all the citations of papers by N. Arunkumar and his collaborators (several of them problematical, with their own Pubpeer threads) are really the most relevant references available? They seem to have wandered in from a different paper, with a more medical theme.

"Through the scientific analysis in environmental capacity of a smart city in the smart city planning, a limitation can be put on the population size and land use scale, water supply, energy transportation, etc. so as to achieve the reasonable scale of the smart city [1, 19, 20, 22]."

- [1]. Abdulhay E, Alafeef M, Alzghoul L, Momani MA, Rabah Al Abdi, **AKN**, Munoz R, de Albuquerque VHC (2018) Computer-aided autism diagnosis via second-order difference plot area applied to EEG empirical mode decomposition. *Neural Comput & Applic.* <https://doi.org/10.1007/s00521-018-3738-0>
- [19]. Peixoto SA, Filho PPR, **Arun Kumar N**, de Albuquerque VHC (2018) Automatic classification of pulmonary diseases using a structural co-occurrence matrix. *Neural Comput & Applic:*1-11. <https://doi.org/10.1007/s00521-018-3736-2>
- [20]. Pereira RF, da Silva Filho VER, Moura LB, **Kumar NA**, de Alexandria AR, de Albuquerque VHC (2018) Automatic quantification of spheroidal graphite nodules using computer vision techniques. *J Supercomput.* <https://doi.org/10.1007/s11227-018-2579-z>
- [22]. U. Rajendra Achary, Yuki Hagi **Arunkumar**, Edward J. Ciaccio, Ch Comput Syst, Vol. 91, 2019, pg. 29C

#2 Guillaume Cabanac commented August 2022

Readers should reassess the reliability of this paper as its bibliography includes **several questioned references** that are likely to be unreliable. So far, the following have been spotted:

Questioned Reference Cited	Details
10.1007/s00521-018-3801-x	[2018] <i>Neural Computing and Applications</i> : Hybrid optimization with cryptography encryption for medical image security in Internet of Things. Mohamed Elhoseny • K. Shankar • S. K. Lakshmanprabu • Andino Maselena • N. Arunkumar
10.1007/s11227-018-2587-z	[2018] <i>The Journal of Supercomputing</i> : Decision support system for nasopharyngeal carcinoma discrimination from endoscopic images using artificial neural network. Mazin Abed Mohammed • Mohd Khanapi Abd Ghani • N. Arunkumar • Raed Ibraheem Hamed • Salama A. Mostafa • Mohamad Khir Abdullah • M. A. Burhanuddin
10.1007/s00500-018-3618-7	[2018] <i>Soft Computing</i> : K-Means clustering and neural network for object detecting and identifying abnormality of brain tumor. N. Arunkumar • Mazin Abed Mohammed • Mohd Khanapi Abd Ghani • Dheyaa Ahmed Ibrahim • Enas Abdulhay • Gustavo Ramirez-Gonzalez • Victor Hugo C. de Albuquerque
10.1016/j.future.2018.10.009	[2019] <i>Future Generation Computer Systems</i> : Optimal deep learning model for classification of lung cancer on CT images. S.K. Lakshmanprabu • Sachin Nandan Mohanty • K. Shankar • N. Arunkumar • Gustavo Ramirez

According to Dimensions, this article has been cited once.

Flagged by the *Problematic Paper Screener*, Feet of Clay Detector.

## Introducing two sites that claim to sell authorships on scientific papers

Submit a request

CONTACT US COOPERATION WEBLOG MULTIMEDIA POSSIBILITIES SERVICES HOME

Articles ready for acceptance

Description	field	Condition	Journal	Title
Category: Q1 Impact: 3.5	Industries-Computer and Mechanics	Review	Sustainable Energy Technologies and Assessments	Prioritization of renewable energy resources in five climate zones in Iran using AHP, TOPSIS and SAW methods
Category: JCR Impact: 0.7	Mathematical Physics	Submit	journal of mathematics	Numerical simulation of the unusual phenomenon of electron diffusion
Category: JCR Impact: 2.9	Physics, chemistry, materials, mechanics, manufacturing	Review	Vacuum-Elsevier	Investigation of creep behavior of GTD-111 super
ISI, Scopus Second and third names	Earth sciences, remote sensing, mapping, geology, geography	Review	Bulletin of Geography, Physical Geography Series	Self-Organization Map of GRACE-FO
Category: JCR Impact: 1.4	Civil, soil and foundation, ... geology	Review	Nondestructive Testing and Evaluation	Estimation of brittleness and velocity of rock shear wave with different models
Category: Q2 Impact: 2.8	Mechanics-Chemistry-Computers	Review	International Journal of Numerical Methods for Heat & Fluid Flow I Emerald Insight	Mathematical modeling of the production of magnetic Fe3O4 nanoparticles through counter-flow non-premixed combustion
Category: Q1 Impact: 4	Civil-Architecture	Review	Engineering with computers	Dynamic simulation of moderately thick annular system coupled with shape memory alloy and multi-phase nanocomposite face sheets
Category: Impact JCR: 3.7	Physics, chemistry, materials, manufacturing	Review	Surface and Coatings Technology	Evolution of solidification and microstructure in laser-clad Ti60

<https://retractionwatch.com/?p=123031>

colosse aux pieds d'argile

# 12a. Pratiques commerciales agressives de publishers

## Is MDPI a predatory publisher?

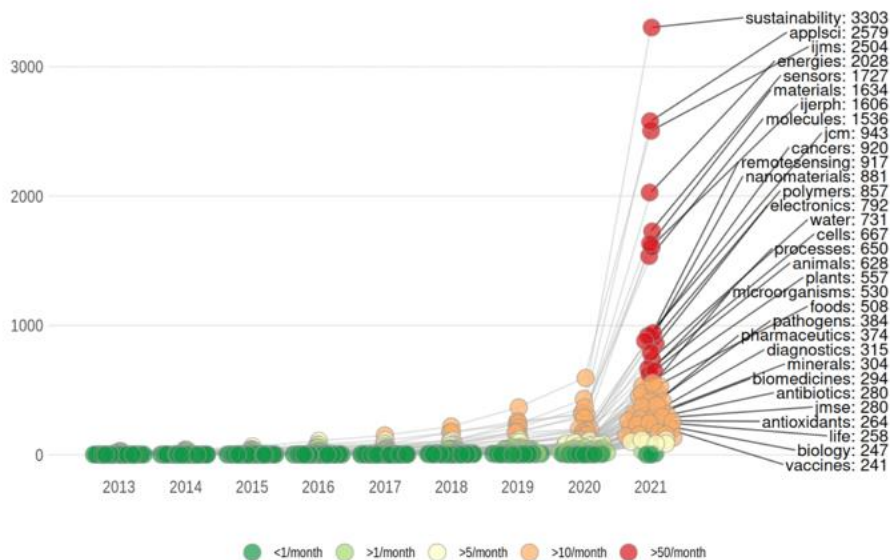
Paolo Crosetto | Uncategorized | April 12, 2021 | 20 Minutes

DR INRAE Grenoble | <https://paolocrosetto.wordpress.com/2021/04/12/is-mdpi-a-predatory-publisher/>

modèle économique : cooptation

### Number of Special Issues at MDPI

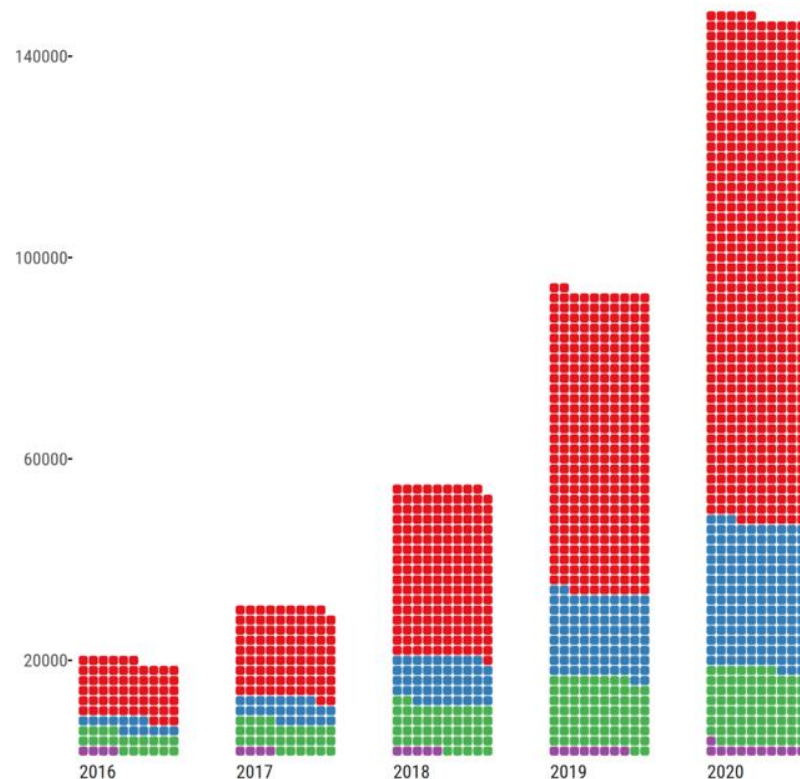
75 journals with an Impact Factor



code @paolocrosetto -- data scraped from MDPI website

### Articles in Normal, Special Issues, Sections and Collections at MDPI

74 journals with an Impact Factor. One square = 200 articles



Data:MDPI - code: @paolocrosetto

# 12b. Pratiques commerciales agressives de *publishers*



L'organisme français de recherche agronomique et de coopération internationale pour le développement durable des régions tropicales et méditerranéennes.

**Mdpi, produire en masse les articles avec un délai soumis-accepté de quatre semaines (Résumé exécutif)**

Cécile Fovet-Robot  
CIRAD  
Délégation à l'information scientifique et technique (Dist)

Montpellier, 14 juin 2022

<https://doi.org/10.18167/agritrop/00592>

l'Institut national de recherche pour l'agriculture, l'alimentation et l'environnement **INRAE** DipSO



**Bien choisir sa revue de publication, c'est éviter les éditeurs douteux !**

**Le cas MDPI**  
**Multidisciplinary Digital Publishing Institute**

Cet éditeur de revues en Open Access est aujourd'hui bien établi après avoir créé un large bouquet de revues nouvelles à partir de 2010. Le nombre de publications de chercheurs INRAE dans certaines de ses revues est en constante augmentation. C'est pourquoi il fait l'objet d'une attention particulière.

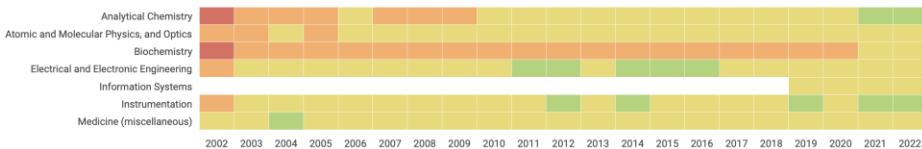
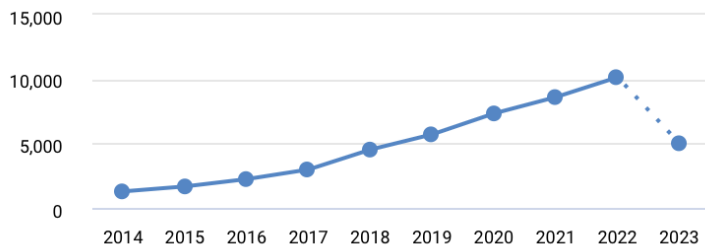
La crédibilité discutable<sup>[3]</sup> accordée à MDPI provient essentiellement des 18 revues de son catalogue dont le facteur d'impact est supérieur à 4. L'éditeur reste connu pour utiliser des méthodes douteuses :

- Sollicitations abusives des chercheurs repérés grâce à des outils d'intelligence artificielle selon leur domaine de compétences ;
- Multiplication des numéros spéciaux chaque année (cf. graphique) pour attirer des auteurs ;
- Création de revues avec des titres similaires à d'autres revues de renom (ex : *Animal* et *Animals*, *Cell* et *Cells*)
- Délais de publication brefs et piètre qualité de la communication vers les auteurs.

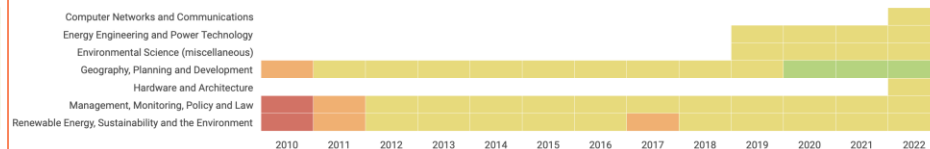
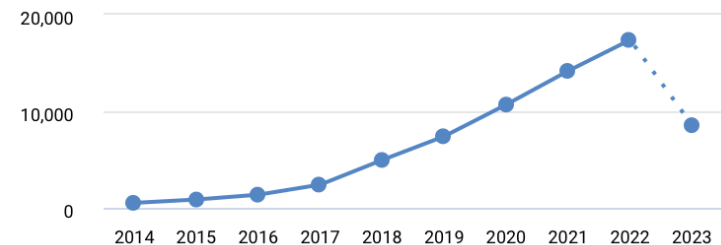
<https://doi.org/10.17180/cdky-p004>

# 12c. Pratiques commerciales agressives de publishers

 Sensors (2400 CHF)

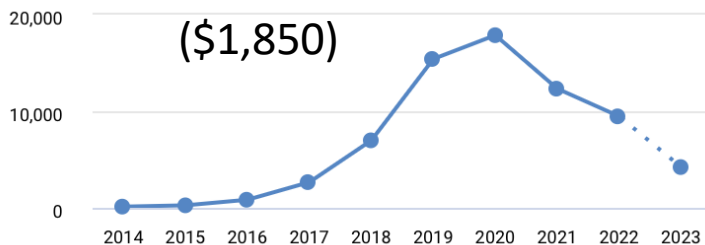


 Sustainability (2000 CHF)



 IEEE Access

Multidisciplinary : Rapid Review : Open Access Journal



Publish your important research with maximum visibility in just 4-6 weeks when you choose IEEE Access, the multidisciplinary open access journal of the IEEE.

[LEARN MORE](#)




<https://www.scimagojr.com>

# 13. Fabrication suspectée dans une UMR CNRS

[https://www.lemonde.fr/sciences/article/2022/12/05/une-affaire-d-inconduite-scientifique-agite-un-laboratoire-de-recherche-en-chimie\\_6153035\\_1650684.html](https://www.lemonde.fr/sciences/article/2022/12/05/une-affaire-d-inconduite-scientifique-agite-un-laboratoire-de-recherche-en-chimie_6153035_1650684.html)

## Le Monde

SCIENCES

### Une affaire d'inconduite scientifique agite un laboratoire de recherche en chimie

Publications trafiquées ou simples erreurs ? Une directrice de recherche d'une unité mixte CNRS-Sorbonne Paris Nord attend le verdict de la procédure disciplinaire. « Le Monde » a enquêté sur cette affaire, qui met aussi à l'épreuve les instances scientifiques.

Par David Larousserie

Publié le 05 décembre 2022 à 15h33 - Lecture 6 min.

Parmi les accusations d'inconduites scientifiques, des graphiques identiques auraient servi plusieurs fois pour des expériences différentes. Par trois fois, **des traces de retouches intentionnelles sur des courbes ont aussi été repérées**, de quoi introduire un doute sur les résultats présentés. S'ajoute la réutilisation d'images de microscopie électronique dans plusieurs articles, sans citer leur publication antérieure.

Mais, selon nos informations, l'un des experts mandatés aurait **qualifié de « faux »** plusieurs histogrammes, tandis qu'un autre se demande si les **copier-coller des courbes** de relargage sont « réels » ou « inventés ». De quoi nuire à la crédibilité du travail. Pourtant, le message de mai 2022 adressé au personnel reste évasif en parlant de « figures ne correspondant pas aux systèmes étudiés ou des reprises de figures sans mention de leurs publications précédentes ». La manipulation de données présumée n'est pas évoquée.



PUBPEER  
The online Journal club

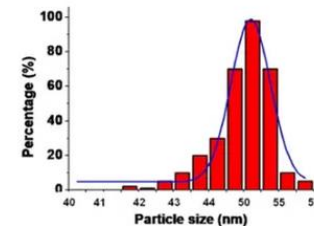
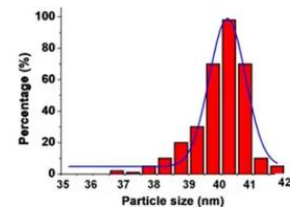
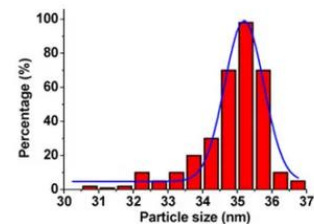
33 results

#1 *Xylocopa viridis* commented August 2022

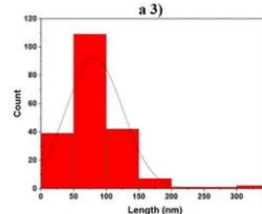
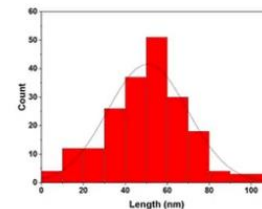
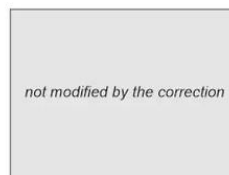
This is a correction to a 2020 article: \*The original version of this article unfortunately contained a mistake: The values of the distribution histogram of the nanoparticle size is 40 nm (Figure 1a2) and 50 nm (Figure 1a3). The correct values are now 50 nm (Figure 1a2) and 75 nm (Figure 1a3).\*

The figure before and after correction is shown below. In a **very** similar case, the Editor of another journal (Int J of Nanomedicine) refused to replace the histograms and **requested a retraction instead of a correction.**

Before correction



After correction



<https://pubpeer.com/publications/C9081BBA3DCD96D61FC7E1C22274FA>



# Conséquences : pollution inacceptable

nature

NEWS | 27 May 2021 | Clarification [28 May 2021](#)

## Hundreds of gibberish papers still lurk in the scientific literature

The nonsensical computer-generated articles, spotted years after the problem was first seen, could lead to a wave of retractions.

[Richard Van Noorden](#)

NEWS | 05 August 2021 | Correction [10 August 2021](#)

## 'Tortured phrases' give away fabricated research papers

Analysis reveals that strange turns of phrase may indicate foul play in science.

[Holly Else](#)

NEWS | 08 November 2021

## Scammers impersonate guest editors to get sham papers published

Hundreds of junk-science papers have been retracted from reputable journals after fraudsters used 'special issues' to manipulate the publication process. And the problem is growing.

[Holly Else](#)

"It is very worrying," says Guillaume Cabanac, a computer scientist at the University of Toulouse in France, who has worked to uncover nonsense science papers in special issues. He adds that it is shocking to see such papers in journals from 'flagship' publishers and that "it is not only predatory journals that publish bullshit".

# Conséquences : rétractations++

July 19, 2021 Adam Marcus



ELSEVIER

**'Tortured phrases', lost in translation: Sleuths find even more problems at journal that just flagged 400 papers**

August 26, 2021 Ivan Oransky

**Guest editor says journal will retract dozens of inappropriate papers after his email was hacked**

September 22, 2021 Adam Marcus

**"[T]hese shit comments": Author of a nonsense paper responds on PubPeer**


September 28, 2021 Ivan Oransky



**Springer Nature slaps more than 400 papers with expressions of concern all at once**

November 4, 2021 Adam Marcus

**Springer Nature geosciences journal retracts 44 articles filled with gibberish**

Retraction  Watch

Abonnez-vous !

February 23, 2022 Ivan Oransky

**Publisher retracts 350 papers at once**



Advancing Technology for Humanity

# Prévention : PubPeer et ses extensions navigateur + Zotero


<https://pubpeer.com>

**PUBPEER**  
The online Journal club

LOGIN CREATE ACCOUNT

Home / Search

The PubPeer database contains all articles. Search results return articles with comments.

10.48550/arxiv.2206.07578 

advanced search

To leave the first comment on a specific article, paste a unique identifier such as a **DOI**, **PubMed ID**, or **arXiv ID** into the search bar.

**Login to save this search and receive email alerts**

Search publications for: **e2v-SDE** 1 result

**7 months ago** | **E2V-SDE: From Asynchronous Events to Fast and Continuous Video Reconstruction via Neural Stochastic Differential Equations**  
Jongwan Kim, DongJin Lee, Byunggook Na, Seongsik Park, Jeonghee Jo, Sungroh Yoon

arXiv (2022) 4 comments

## Browser extensions

Most journals are not interested in showing **PubPeer** comments directly on their websites so we have created "browser extensions" to make sure you never miss a **PubPeer** comment. The extension is a few lines of code that check if there are **PubPeer** comments on articles you read and alerts you with a banner in your browser if it finds some. They exist for all major browsers and you can install them here:



## Reference manager extensions

Reference managers are great tools for organizing the literature. We are currently developing extensions that indicate which references in a library contain **PubPeer** comments.



# Prévention : PubPeer et extension navigateur+Zotero

There are 7 articles on this page with PubPeer comments

Wearable IoT Smart-Log Patch: An Edge Computing-Based Bayesian Deep Learning Network System for Multi Access Physical Monitoring System  
A new architecture of Internet of Things and big data ecosystem for secured smart healthcare monitoring and alerting system  
Neural Network Based Brain Tumor Detection Using Wireless Infrared Imaging Sensor  
Developing brain abnormality recognize system using multi-objective pattern producing neural network  
Prostate cancer classification from prostate biomedical data using ant rough set algorithm with radial trained extreme learning neural network  
Cloud based framework for diagnosis of diabetes mellitus using K-means clustering  
**RETRACTED ARTICLE:** Maintaining Security and Privacy in Health Care System Using Learning Based Deep-Q-Networks

MDPI Journals Topics Information Author Services Initiatives About Sign In / Sign Up Submit

Search for Articles: Title / Keyword Author / Affiliation / Email Sensors All Article Types Search Advanced

10.3390/s19133030

1 comment on PubPeer (by: Guillaume Cabanac)

Journals / Sensors / Volume 19 / Issue 13 /

**sensors**

Submit to this Journal  
Review for this Journal  
Edit a Special Issue

**Article Menu**  
Subscribe SciFeed  
Recommended Articles  
Related Info Link  
More by Authors Links

Article Views 6967  
Citations 137

Order Article Reprints

Open Access Article

## Wearable IoT Smart-Log Patch: An Edge Computing-Based Bayesian Deep Learning Network System for Multi Access Physical Monitoring System

by Gunasekaran Manogaran<sup>1,\*</sup>, P. Mohamed Shakeel<sup>2</sup>, H. Fouad<sup>3</sup>, Yunyoung Nam<sup>4,\*</sup>, S. Baskar<sup>5</sup>, Naveen Chilamkurti<sup>6</sup> and Revathi Sundarasekar<sup>7</sup>

- 1 University of California Davis, Davis, CA 95616, USA
- 2 Faculty of Information and Communication Technology, Universiti Teknikal Malaysia Melaka, Durian Tunggal 76100, Melaka, Malaysia
- 3 Biomedical Engineering Department, Faculty of Engineering, Helwan University, Helwan 11792, Egypt
- 4 Department of Computer Science and Engineering, Soonchunhyang University, Asan 31538, Korea
- 5 Department of Electronics and Communication Engineering, Karpagam Academy of Higher Education, Coimbatore, Tamil Nadu 641021, India
- 6 Department of Computer Science and IT, La Trobe University, Melbourne 3086, Australia
- 7 Anna University, Tamil Nadu 600025, India

\* Authors to whom correspondence should be addressed.

Sensors 2019, 19(13), 3030; <https://doi.org/10.3390/s19133030>

1 comment on PubPeer (by: Guillaume Cabanac)

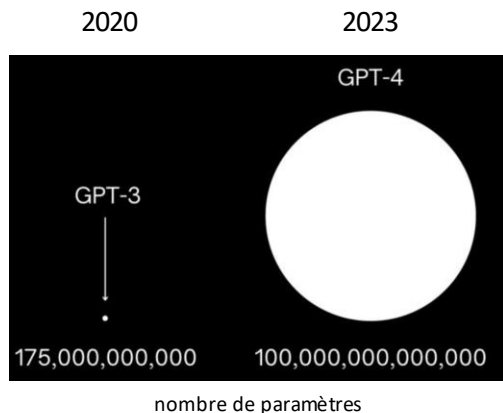
Received: 28 May 2019 / Revised: 26 June 2019 / Accepted: 1 July 2019 / Published: 9 July 2019



Cet article cite des références questionnées voire rétractées.

Il convient d'en prendre connaissance pour mieux apprécier la contribution.

# Déferlante 2023 : méconduites avec ChatGPT...



8 FÉVRIER 2023 / N°1594 CHARLIE HEBDO 15

EDITORIAL | 24 January 2023

nature

## Tools such as ChatGPT threaten transparent science; here are our ground rules for their use

As researchers dive into the brave new world of advanced AI chatbots, publishers need to acknowledge their legitimate uses and **lay down clear guidelines to avoid abuse.**

# Il faut dépolluer la littérature scientifique



**Acteurs :** *faussaires* agissant comme des pseudo-auteurs  
*gatekeepers* fragilisant la peer review  
*maisons d'éditions* ne monitorant pas  
*pouvoirs publics* promouvant le *publish or perish*

**Mobile :** promotion, reconnaissance, capital symbolique

**Modus operandi :** plagiat, infiltration de revues, achats de citations

**Conséquences :** pollution de la littérature  
érosion de la confiance que la société concède

**Détectives :** scientifiques professionnels et amateurs  
bénévoles et volontaires

**Objectif :** curatif  dépolluer la littérature  
préventif  anticiper les nouvelles fraudes

**Moyens :** Ré-évaluation décentralisée soutenue par le  
*Problematic Paper Screener*



<https://fr.wikipedia.org/wiki/Dépollution>

Des bénévoles nettoient les côtes après la catastrophe du Prestige (2002).

# Méconduites et correction de la science

## Conférences

- Barbour, B. ([2021](#)). *PubPeer: past, present and future*.
- Bik, E.M. ([2021](#)). *The Dark Side of Science: Misconduct in Biomedical Research*.
- Bouter, L. ([2022](#)). *Why research integrity matters*.
- Byrne, J.A. ([2023](#)). *Paper mills*.
- Cabanac, G. ([2022](#)). *Pollution de la littérature scientifique : détection participative d'expressions torturées révélatrices d'articles frauduleux*.
- Wise, N.H. ([2022](#)). *An Introduction to Publication Fraud*.

## Articles

- Barbour, B., & Stell, B. M. ([2020](#)). *PubPeer: Scientific assessment without metrics*. In M. Biagioli & A. Lippman (Eds.), *Gaming the metrics: Misconduct and manipulation in academic research* (pp. 149–155). Cambridge, MA, USA: MIT Press.
- Cabanac, G. ([2022](#)). Decontamination of the scientific literature. *arXiv:2210.15912*
- Cabanac, G. ([2021](#)). This digital-hygiene routine will protect your scholarship [World View]. *Nature*, 598(7882), 541. [adaptation [en français](#) pour l'HCERES-Ofis]